

AFFRALUX
lighting experience



one
more
light

GENERAL CATALOGUE

MORELIGHT
ISYLUCE®

**Design e tecnica,
insieme.**

**/Design and technology
come together.**

Un'unione che è già forza.

A union that is already strength.

MORELIGHT + ISYLUCE

Questo catalogo nasce dalla volontà di fondere le qualità estetiche di **MORELIGHT** con lo spirito tecnico di **ISYLUCE**.

I due brand si incontrano per la prima volta e la loro unione è già forza. Design e tecnica, insieme, con l'obiettivo di garantire una scelta ancora più ampia e moltiplicare le idee e le soluzioni a portata di pagina.

Dal decorativo al funzionale, dal metallo alla ceramica, dal prodotto singolo alla collezione abbinata, passando per finiture e varianti capaci di soddisfare ogni gusto e personalità. Un'offerta completa ed eterogenea abbinata però ad un approccio unico, che nella qualità e nel servizio ha e avrà sempre i suoi punti fermi.

This catalogue arose from the desire to merge the aesthetic qualities of **MORELIGHT** with the technical spirit of **ISYLUCE**.

The two brands come together for the first time and their union is already strength. Design and technology combine to ensure an even wider choice and increase the number of ideas and solutions at your fingertips.

From decorative to functional, metal to ceramic, a single product to a combined collection, through to finishes and options that meet all tastes and personalities. A complete and varied offer but combined with a unique approach, which has and will always have quality and service as its cornerstones.

Un'altra luce

La luce è capace di rinnovarsi costantemente e noi seguiamo il suo esempio. È la nostra missione: continuare ad evolvere e a migliorarci. Lo facciamo mettendo l'esperienza al servizio dell'attualità. Puntando a cogliere e anticipare stili e tendenze per garantire a chi sceglie i nostri prodotti innovazione e ispirazione costante. Cercando di essere ancora più agili e precisi, nelle soluzioni come nelle consegne.

Affralux è cresciuta e continua a farlo proprio grazie a questo approccio.

La novità di quest'anno è un catalogo ancora più ricco, che unisce in un unico strumento la nostra anima tecnica e decorativa.

Il risultato è tutta un'altra luce.

One more light

Light has the ability to constantly renew itself, and we follow its example. This is our mission: to keep evolving and improving. We do this by applying our experience to contemporary needs. By aiming to grasp and anticipate styles and trends to guarantee innovation and inspiration for those who choose our products. By striving to be even more flexible and precise in our solutions and deliveries.

This approach has enabled **Affralux** to grow and continue to do so.

The novelty this year is an even more comprehensive catalogue, which combines our technical and decorative core in a single tool.

The outcome is a whole new light.

Panoramica/Overview

MORELIGHT interno/indoor

COLLEZIONI/COLLECTIONS 14 / 163

ISYLUCE interno/indoor

ALLUMINIO E METALLO 166 / 289
/ALUMINUM AND METAL

GESSO/PLASTER 290 / 349

CERAMICA/CERAMIC 350 / 377

ISYLUCE esterno/outdoor









ALLUMINIO/ALUMINUM 378 / 435

















PC/ABS 436 / 477


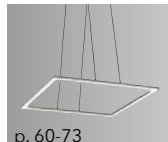
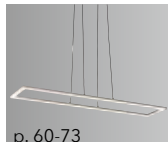





MORELIGHT









new




COLLEZIONI | COLLECTIONS > p. 14






 p. 16-31	 p. 16-31	 p. 32-41	 p. 32-41	 p. 42-53	 p. 42-53	 p. 42-53	 p. 54-59
BAND DIODI	BAND DIODI	ANELLI DIODI	ANELLI DIODI	ALURING	ALURING	ALURING	ACRYLED
art. 2049 p. 29 art. 2049C p. 18 art. 2049G p. 30 art. 2049S p. 25 art. 2070 p. 30 art. 2070C p. 18-19 art. 2070G p. 20 art. 2070S p. 25 art. 2071 p. 30 art. 2071C p. 18 art. 2071G p. 30 art. 2071S p. 24 art. 2074 p. 28 art. 2074S p. 24	art. 2072 p. 27 art. 2072C p. 16-17 art. 2072G p. 31 art. 2072S p. 23 art. 2073 p. 27 art. 2073C p. 17 art. 2073G p. 31 art. 2073S p. 23 art. 2075 p. 26 art. 2075S p. 22 art. 2076 p. 27 art. 2076C p. 17 art. 2076G p. 21 art. 2076S p. 23	art. 2050 p. 35 art. 2050S p. 34	art. 2051 p. 38-40 art. 2051S p. 36 art. 2052 p. 33 art. 2052S p. 32 art. 2053 p. 39 art. 2053S p. 41	art. 2331 p. 46 art. 2332 p. 46	art. 2333 p. 45 art. 2333N p. 51 art. 2334 p. 44-45 art. 2334N p. 50-51	art. 2335 p. 42-43 art. 2335N p. 47 art. 2336 p. 52 art. 2336N p. 48	art. 2304 p. 58 art. 2307 p. 59





 p. 122-125	 p. 122-125	 p. 126-129	 p. 126-129	 p. 130-137	 p. 130-137	 p. 130-137	 p. 130-137
CEPA	CEPA	SPHERA	SPHERA	POTIRI	POTIRI	POTIRI	POTIRI
art. 3651 p. 123 art. 3653 p. 122-124 art. 3655 p. 125	art. 3650 p. 125 art. 3652 p. 125 art. 3654 p. 123-124	art. 3656 p. 128 art. 3658 p. 126-128 art. 3660 p. 128	art. 3657 p. 126-128 art. 3659 p. 129 art. 3661 p. 126-128	art. 3000 p. 136	art. 3001 p. 134	art. 3002 p. 134-135	art. 3003 p. 135
 p. 130-137	 p. 130-137	 p. 130-137	 p. 130-137	 p. 130-137	 p. 130-137	 p. 130-137	 p. 130-137
POTIRI	POTIRI	POTIRI	POTIRI	POTIRI	POTIRI	POTIRI	POTIRI
art. 3004 p. 133	art. 3005 p. 133	art. 3006 p. 132	art. 3007 p. 132	art. 3008 p. 130	art. 3009 p. 130-131		

 p. 54-59	 p. 60-73	 p. 60-73	 p. 60-73	 p. 60-73	 p. 74-81	 p. 82-87	 p. 82-87
ACRYLED	QUATTRO	QUATTRO	QUATTRO	QUATTRO	CHECKER BOARD	FLET SOSPENSIONI	FLET SOSPENSIONI
art. 2305 p. 55-57 art. 2306 p. 57 art. 2308 p. 55-56	art. 2340-19N p. 64 art. 2340-19 p. 65	art. 2341-19N p. 61 art. 2341-19 p. 63 art. 2343-19N p. 61 art. 2343-19 p. 62-63	art. 2344-19N p. 66 art. 2344-19 p. 67	art. 2345-19N p. 68 art. 2345-19 p. 70 art. 2346-19N p. 69 art. 2346-19 p. 70-71	art. 400 p. 75 art. 401 p. 75 art. 402 p. 76 art. 403 p. 77 art. 404 p. 80 art. 405 p. 80 art. 406 p. 79 art. 407 p. 78	art. 2077G p. 84 art. 2077P p. 83-84	art. 2079G p. 85 art. 2079P p. 85 art. 2079X p. 86

 p. 138-149	 p. 138-149	 p. 138-149	 p. 138-149	 p. 138-149	 p. 138-149	 p. 150-157	 p. 150-157
FRANGIA	FRANGIA	FRANGIA	FRANGIA	FRANGIA	FRANGIA	ROTONDO	ROTONDO
art. 2183 p. 141 art. 2184 p. 141	art. 2185 p. 143 art. 2196 p. 142	art. 2187 p. 144 art. 2188 p. 145	art. 2194 p. 140 art. 2195 p. 138-139	art. 2200 p. 147	art. 2230 p. 147 art. 2231 p. 146	art. 3144 p. 150-153	art. 3145 p. 152 art. 3147 p. 152

 p. 88-93	 p. 88-93	 p. 94-99	 p. 94-99	 p. 100-105	 p. 100-105	 p. 106-109	 p. 110-111
FLET PLAFONIERE	FLET PLAFONIERE	BELL	BELL	BOL	BOL	BOL DIODI	TUBIDIODI Ø
art. 2078 p. 91 art. 2078G p. 92 art. 2078P p. 92	art. 2080G p. 90 art. 2080P p. 91 art. 2080X p. 88-89	art. 2318 p. 98	art. 2320 p. 97 art. 2322 p. 94-96 art. 2324 p. 95	art. 2310 p. 104	art. 2312 p. 103 art. 2314 p. 102 art. 2316 p. 101	art. 2033 p. 106 art. 2034 p. 108	art. 2025 p. 110 art. 2025 N p. 110 art. 2025L p. 110 art. 2025LN p. 110-111

 p. 150-157	 p. 150-157	 p. 158-163	 p. 158-163	 p. 158-163
ROTONDO	ROTONDO	CRYSTALLIVVS	CRYSTALLIVVS	CRYSTALLIVVS
art. 3148 p. 157	art. 3150 p. 155	2086 p. 161 2087 p. 163 2087C p. 160 2087CF p. 163	2088 p. 161 2088C p. 163 2088CF p. 163 2089 p. 163 2089C p. 163 2089CF p. 159-160	2090CF p. 162 2090C p. 162 2090 p. 162























































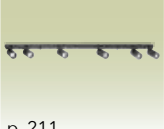

 p. 112-113	 p. 114-121	 p. 114-121	 p. 114-121
TUBIDIODI	PARABOLEDIODI	PARABOLEDIODI	PARABOLEDIODI
art. 2026 p. 112 art. 2026 N p. 112 art. 2026L p. 112 art. 2026LN p. 112-113	art. 2042 p. 117	art. 2044 p. 114-116	art. 2031 p. 118 art. 2055 p. 119 art. 2056 p. 119


ISYLUCE INTERNO | INDOOR



new

new

ALLUMINIO E METALLO | ALUMINUM AND METAL > p. 166

 p. 187 art. 700 SIMPLIE	 p. 188 art. 702 SIMPLIE	 p. 189 art. 703 SIMPLIE	 p. 190 art. 704 SIMPLIE	 p. 170 art. 705 SIMPLIE	 p. 170 art. 705N SIMPLIE	 p. 171 art. 706 SIMPLIE	 p. 171 art. 706N SIMPLIE
 p. 172 art. 707 SIMPLIE	 p. 176 art. 708 SIMPLIE	 p. 176 art. 708N SIMPLIE	 p. 174 art. 709 SIMPLIE	 p. 174 art. 709N SIMPLIE	 p. 175 art. 710 SIMPLIE	 p. 175 art. 710N SIMPLIE	 p. 177 art. 711 SIMPLIE
 p. 177 art. 711N SIMPLIE	 p. 179 art. 712 SIMPLIE	 p. 179 art. 712N SIMPLIE	 p. 179 art. 712O SIMPLIE	 p. 180 art. 713 SIMPLIE	 p. 180 art. 713N SIMPLIE	 p. 181 art. 714 SIMPLIE	 p. 181 art. 714N SIMPLIE
 p. 182 art. 715 SIMPLIE	 p. 182 art. 715N SIMPLIE	 p. 182 art. 715BO SIMPLIE	 p. 182 art. 715NO SIMPLIE	 p. 185 art. 716 SIMPLIE	 p. 185 art. 716N SIMPLIE	 p. 195 art. 751 SIMPLIE	 p. 193 art. 752 SIMPLIE
 p. 193 art. 753 SIMPLIE	 p. 201 art. 754 SIMPLIE	 p. 201 art. 755 SIMPLIE	 p. 202 art. 756 SIMPLIE	 p. 202 art. 756N SIMPLIE	 p. 203 art. 757 SIMPLIE	 p. 203 art. 757N SIMPLIE	 p. 205 art. 758 SIMPLIE
 p. 205 art. 758N SIMPLIE	 p. 199 art. 760 SIMPLIE	 p. 199 art. 761 SIMPLIE	 p. 198 art. 762 SIMPLIE	 p. 198 art. 763 SIMPLIE	 p. 196 art. 764 SIMPLIE	 p. 196 art. 765 SIMPLIE	 p. 207 art. 770 SIMPLIE
 p. 207 art. 771 SIMPLIE	 p. 208 art. 772 SIMPLIE	 p. 208 art. 773 SIMPLIE	 p. 209 art. 774 SIMPLIE	 p. 209 art. 775 SIMPLIE	 p. 211 art. 776 SIMPLIE	 p. 211 art. 777 SIMPLIE	 p. 212 art. 778 SIMPLIE

 p. 212 art. 779 SIMPLIE	 p. 213 art. 780 SIMPLIE	 p. 213 art. 781 SIMPLIE	 p. 215 art. 782 SIMPLIE	 p. 215 art. 783 SIMPLIE	 p. 217 art. 784 SIMPLIE	 p. 217 art. 785 SIMPLIE	 p. 217 art. 786 SIMPLIE
 p. 217 art. 787 SIMPLIE	 p. 228 art. 900-19 BAR	 p. 227 art. 900PN BAR	 p. 227 art. 900SN BAR	 p. 229 art. 901-19 BAR	 p. 229 art. 901-19NB BAR	 p. 230 art. 902-19 BAR	 p. 230 art. 902-19NB BAR
 p. 231 art. 903-19 BAR	 p. 231 art. 903-19NB BAR	 p. 234 art. 907 BUSTA	 p. 232 art. 910 SPOT	 p. 233 art. 911N SPOT	 p. 235 art. 915 MENSOLA	 p. 281 art. 917G QUADRO	 p. 281 art. 917GN QUADRO
 p. 278 art. 917M QUADRO	 p. 278 art. 917MN QUADRO	 p. 280 art. 917P QUADRO	 p. 264 art. 919 KUBIE	 p. 237 art. 924X GRAFFA	 p. 237 art. 924XB GRAFFA	 p. 239 art. 924G GRAFFA	 p. 239 art. 924GB GRAFFA
 p. 238 art. 924PN GRAFFA	 p. 238 art. 924PB GRAFFA	 p. 224 art. 925 KLIN	 p. 225 art. 926 KLIN	 p. 222 art. 927 KLIN	 p. 218 art. 928 KLIN	 p. 243 art. 928G HOLD	 p. 243 art. 928GB HOLD
 p. 240 art. 928M HOLD	 p. 240 art. 928MB HOLD	 p. 242 art. 928P HOLD	 p. 242 art. 928PB HOLD	 p. 221 art. 929 KLIN	 p. 245 art. 932G DRAPPO	 p. 245 art. 932GB DRAPPO	 p. 246 art. 932N DRAPPO
 p. 246 art. 932BN DRAPPO	 p. 249 art. 933 DRAPPO	 p. 249 art. 933B DRAPPO	 p. 268 art. 934 QUADRO	 p. 269 art. 935 QUADRO	 p. 270 art. 936 QUADRO	 p. 270 art. 937 QUADRO	 p. 274 art. 938 QUADRO



ISYLUCE INTERNO | INDOOR

GESSO | PLASTER > p. 290



ISYLUCE INTERNO | INDOOR



CERAMICA | CERAMIC > p. 350

 p. 362 art. 601 SHELL	 p. 362 art. 602 SHELL	 p. 364 art. 603 SHELL	 p. 366 art. 604 QUARTO	 p. 367 art. 605 QUARTO	 p. 367 art. 606 QUARTO	 p. 361 art. 607 SBIECO	 p. 361 art. 608 SBIECO
 p. 373 art. 609 ANGOLO	 p. 370 art. 610 SEMIQUARTO	 p. 369 art. 611 SEMIQUARTO	 p. 368 art. 612 SEMIQUARTO	 p. 358 art. 613 ARCO	 p. 357 art. 614 ARCO	 p. 356 art. 615 ARCO	 p. 372 art. 616 VENTAGLIO
 p. 355 art. 618 PRISMA	 p. 353 art. 619 PRISMA	 p. 352 art. 620 PRISMA	 p. 374 art. 621 KYVOS	 p. 375 art. 622 PITAGORA	 p. 376 art. 623 PRISMA VERTICALE	 p. 376 art. 624 CILINDRO	

 p. 393 art. 528 DÉCO	 p. 395 art. 529 MÉTRO	 p. 393 art. 530 DÉCO	 p. 393 art. 531 DÉCO	 p. 393 art. 532 DÉCO	 p. 395 art. 533 MÉTRO	 p. 395 art. 534 MÉTRO	 p. 395 art. 535 MÉTRO
 art. 530L DÉCO	 art. 531L DÉCO	 art. 532L DÉCO	 art. 533L DÉCO	 art. 534L DÉCO	 art. 534L-19 MÉTRO	 art. 535L MÉTRO	 art. 535L-19 MÉTRO
 art. 590 DÉCO	 art. 591 DÉCO	 art. 591N DÉCO	 art. 592 DÉCO	 art. 592N DÉCO	 art. 546-19N MÉTRO	 art. 547-19N MÉTRO	 art. 548-19N MÉTRO
 p. 396 art. 536 ELBA	 p. 396 art. 537 ELBA	 p. 399 art. 538 CAPRI	 p. 399 art. 539 CAPRI	 p. 401 art. 540 ISCHIA	 p. 401 art. 541 ISCHIA	 p. 403 art. 542 PONZA	 p. 403 art. 543 PONZA
 p. 405 art. 544 PIANOSA	 p. 405 art. 545 PIANOSA	 p. 407 art. 549B BENACO	 p. 407 art. 549C BENACO	 p. 407 art. 549G BENACO	 p. 408 art. 550 VETRONOTTE	 p. 410 art. 551 MONNALISA	 p. 413 art. 552 BRIQUE
 art. 553N MONNALISA	 art. 554N BRIQUE	 p. 415 art. 570 CYKLOPE	 p. 418 art. 575 PRYSM	 p. 418 art. 576 PRYSM	 p. 416 art. 577 PRYSM	 p. 416 art. 578 PRYSM	 p. 422 art. 579 CYLIN
 p. 422 art. 580 CYLIN	 p. 420 art. 581 CYLIN	 p. 420 art. 582 CYLIN	 p. 425 art. 583 BAR54	 p. 425 art. 584 BAR54	 p. 425 art. 585 BAR54	 p. 429 art. 586 SECTION	 p. 429 art. 587 SECTION
 p. 429 art. 588 SECTION	 p. 433 art. 593 LARIO	 p. 433 art. 594 LARIO	 p. 433 art. 595 LARIO	 p. 435 art. 596B LARIO GRANDE	 p. 435 art. 596N LARIO GRANDE	 p. 435 art. 596C LARIO GRANDE	 p. 391 art. 916-21 CUBO
 art. 916N-21 CUBO	 art. 916CN-21 CUBO	 art. 916GN-21 CUBO	 p. 427 art. 922 SECTION	 p. 427 art. 923 SECTION	 p. 427 art. 924 SECTION	 p. 431 art. 930 PRYSM	 p. 431 art. 930C PRYSM

ISYLUCE ESTERNO | OUTDOOR



ALLUMINIO | ALUMINUM > p. 378

 p. 381 art. 501 STEP 1.0	 p. 381 art. 502 STEP 1.0	 p. 381 art. 503 STEP 1.0	 p. 385 art. 504-20 WALLET	 p. 385 art. 505-20 WALLET	 p. 385 art. 506-20 WALLET	 p. 383 art. 507-20 WALLET	 p. 383 art. 508-20 WALLET
 p. 383 art. 509-20 WALLET	 p. 387 art. 510-20 WALLET	 p. 387 art. 511 WALLET	 p. 387 art. 512 WALLET	 p. 389 art. 516-21 HOTSHOT	 p. 389 art. 517-21 HOTSHOT	 p. 389 art. 518-21 HOTSHOT	 p. 389 art. 519-21 HOTSHOT
 art. 509W-20 WALLET	 art. 510W-20 WALLET	 art. 511W-20 WALLET	 art. 512W-20 WALLET	 art. 516N-21 HOTSHOT	 art. 517N-21 HOTSHOT	 art. 518N-21 HOTSHOT	 art. 519N-21 HOTSHOT

 p. 429 art. 588 SECTION	 p. 433 art. 593 LARIO	 p. 433 art. 594 LARIO	 p. 433 art. 595 LARIO	 p. 435 art. 596B LARIO GRANDE	 p. 435 art. 596N LARIO GRANDE	 p. 435 art. 596C LARIO GRANDE	 p. 391 art. 916-21 CUBO
 art. 916N-21 CUBO	 art. 916CN-21 CUBO	 art. 916GN-21 CUBO	 p. 427 art. 922 SECTION	 p. 427 art. 923 SECTION	 p. 427 art. 924 SECTION	 p. 431 art. 930 PRYSM	 p. 431 art. 930C PRYSM



p. 431 art. 930G PRYSM p. 431 art. 930N PRYSM

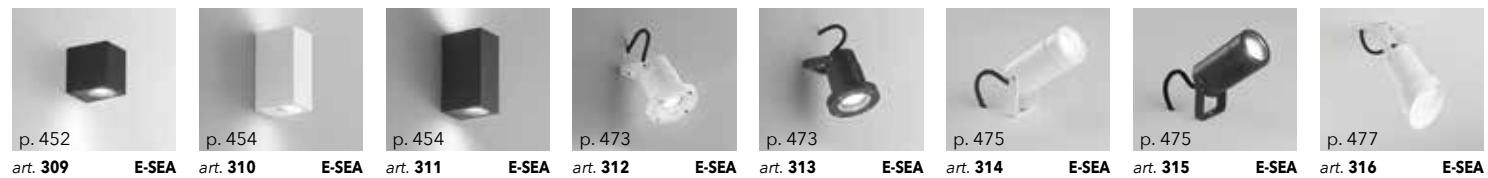
ESTERNO | OUTDOOR



PC/ABS | PC/ABS > p. 378



p. 441 art. 301 E-SEA LED art. 301W E-SEA LED p. 443 art. 302 E-SEA LED art. 302W E-SEA LED p. 445 art. 303 E-SEA LED art. 303W E-SEA LED p. 446 art. 304 E-SEA LED art. 304W E-SEA LED p. 448 art. 305 E-SEA LED art. 305W E-SEA LED p. 451 art. 306 E-SEA LED art. 306W E-SEA LED p. 451 art. 307 E-SEA LED art. 307W E-SEA LED p. 452 art. 308 E-SEA



p. 452 art. 309 E-SEA p. 454 art. 310 E-SEA p. 454 art. 311 E-SEA p. 473 art. 312 E-SEA p. 473 art. 313 E-SEA p. 475 art. 314 E-SEA p. 475 art. 315 E-SEA p. 477 art. 316 E-SEA



p. 477 art. 317 E-SEA p. 457 art. 318 E-SEA p. 457 art. 319 E-SEA p. 459 art. 320 E-SEA p. 459 art. 321 E-SEA p. 460 art. 322 E-SEA p. 460 art. 323 E-SEA p. 462 art. 324 E-SEA



p. 462 art. 325 E-SEA p. 465 art. 326 E-SEA p. 465 art. 327 E-SEA p. 466 art. 328 E-SEA p. 466 art. 329 E-SEA p. 469 art. 330 E-SEA p. 471 art. 331 E-SEA

CASSAFORMA, RICAMBI E ACCESSORI | FORMWORK, SPARE PARTS AND ACCESSORIES > p. 478-479



p. 297-299-304-478 art. 800CF CASSAFORMA FORMWORK p. 294-478 art. 801CF CASSAFORMA FORMWORK p. 295-478 art. 802CF CASSAFORMA FORMWORK p. 332-478 art. 842CF CASSAFORMA FORMWORK p. 324-478 art. 843CF CASSAFORMA FORMWORK p. 328-478 art. 844CF CASSAFORMA FORMWORK p. 330-478 art. 845CF CASSAFORMA FORMWORK p. 326-479 art. 822CF CASSAFORMA FORMWORK



p. 327-479 art. 823CF CASSAFORMA FORMWORK



p. 407-479 art. 549P PICCHETTO SPIKE p. 479 art. 800/35 ANELLO RING p. 479 art. 800/50 ANELLO RING p. 479 art. 800P ANELLO RING p. 479 art. 805V DIFFUSORE DIFFUSER p. 433 - 435 - 479 art. 597 SUPPORTO SUPPORTO LARIO p. 433 - 435 - 479 art. 597J GIUNTO JOINT LARIO

MORELIGHT


Dal classico ai nuovi trend "materici", l'offerta MORELIGHT cresce e continuerà a farlo. Tra le nuove collezioni, spiccano le nuove proposte in vetro e ceramica pronte ad arricchirsi di nuove ispirazioni. Nel segno della customizzazione.

From classic to new trends in materials, **MORELIGHT** is increasing its offer and will continue to do so. The new collections include striking innovative solutions in glass and ceramic, ready to be enhanced with new inspirations. Focused on custom-made solutions.

BANDDIODI

_ Sospensioni e plafoniere con struttura in alluminio verniciato bianco, sabbia, caffè o antracite. Finitura satinata. L'apparecchio è dotato di LED montati verso l'interno. Questi apparecchi sono dotati di LED con temperatura colore 3200K schermati da un diffusore in PMMA. La lunghezza dei cavi è regolabile.

_ Pendant and ceiling lamp with white, sand, coffee or anthracite varnished aluminum frame. Satin finish. These appliances are equipped with LED in 3200K colour temperature shielded by a PMMA light diffuser. The cable's length is adjustable.



2072C
plafoniera Band Diodi media
Band Diodi medium ceiling lamp



2072C
plafoniera Band Diodi media
Band Diodi medium ceiling lamp

2076C
plafoniera Band Diodi grande
Band Diodi large ceiling lamp


2073C
plafoniera Band Diodi piccola
Band Diodi small ceiling lamp



2070C
sospensione **Band Diodi piccola**
Band Diodi small pendant lamp

2049C
sospensione **Band Diodi media**
Band Diodi medium pendant lamp


2071C
sospensione **Band Diodi grande**
Band Diodi large pendant lamp



2070C
sospensione **Band Diodi piccola**
Band Diodi small pendant lamp



2070G
sospensione Band Diodi, piccola
Band Diodi small pendant lamp



2076G
plafoniera Band Diodi grande
Band Diodi large ceiling lamp



2075S
plafoniera Band Diodi extra-large
Band Diodi extra-large ceiling lamp



2073S
plafoniera Band Diodi piccola
Band Diodi small ceiling lamp

2072S
plafoniera Band Diodi media
Band Diodi medium ceiling lamp

2076S
plafoniera Band Diodi grande
Band Diodi large ceiling lamp



2074S
sospensione Band Diodi extra-large
Band Diodi extra-large pendant lamp

2071S
sospensione Band Diodi grande
Band Diodi large pendant lamp



2070S
sospensione Band Diodi piccola
Band Diodi small pendant lamp

2049S
sospensione Band Diodi media
Band Diodi medium pendant lamp



2075
plafoniera Band Diodi extra-large
Band Diodi extra-large ceiling lamp



2072
plafoniera Band Diodi media
Band Diodi medium ceiling lamp

2076
plafoniera Band Diodi grande
Band Diodi large ceiling lamp

2073
plafoniera Band Diodi piccola
Band Diodi small ceiling lamp



2074
sospensione Band Diodi extra-large
Band Diodi extra-large pendant lamp



2049
sospensione Band Diodi media
Band Diodi medium pendant lamp

BANDDIODI

_ Sospensioni e plafoniere con struttura in alluminio verniciato bianco, sabbia, caffè o antracite. Finitura satinata.

L'apparecchio è dotato di LED montati verso l'interno.

Questi apparecchi sono dotati di LED con temperatura colore 3200K schermati da un diffusore in PMMA. La lunghezza dei cavi è regolabile.

_ Pendant and ceiling lamp with white, sand, coffee or anthracite varnished aluminum frame. Satin finish.

These appliances are equipped with LED in 3200K colour temperature shielded by a PMMA light diffuser. The cable's length is adjustable.



alluminio bianco
white aluminum

alluminio antracite
anthracite aluminum

alluminio sabbia
sand aluminum

alluminio caffè
coffee aluminum

sospensione Band Diodi extra-large Band Diodi extra-large pendant lamp	
bianco white	2074
sabbia sand	2074S
lampadine lighting	LED SMD 136W 3200K
flusso luminoso luminous flux	8460 lm
modulo LED sostituibile driver incluso replaceable LED chip driver included	
marca LED LED brand	EPISTAR

sospensione Band Diodi grande Band Diodi large pendant lamp	
bianco white	2071
sabbia sand	2071S
caffè coffee	2071C
antracite anthracite	2071G
lampadine lighting	LED SMD 90W 3200K
flusso luminoso luminous flux	5600 lm
modulo LED sostituibile driver incluso replaceable LED chip driver included	
marca LED LED brand	EPISTAR

sospensione Band Diodi media Band Diodi medium pendant lamp	
bianco white	2049
sabbia sand	2049S
caffè coffee	2049C
antracite anthracite	2049G
lampadine lighting	LED SMD 35W 3200K
flusso luminoso luminous flux	2310 lm
modulo LED sostituibile driver incluso replaceable LED chip driver included	
marca LED LED brand	EPISTAR

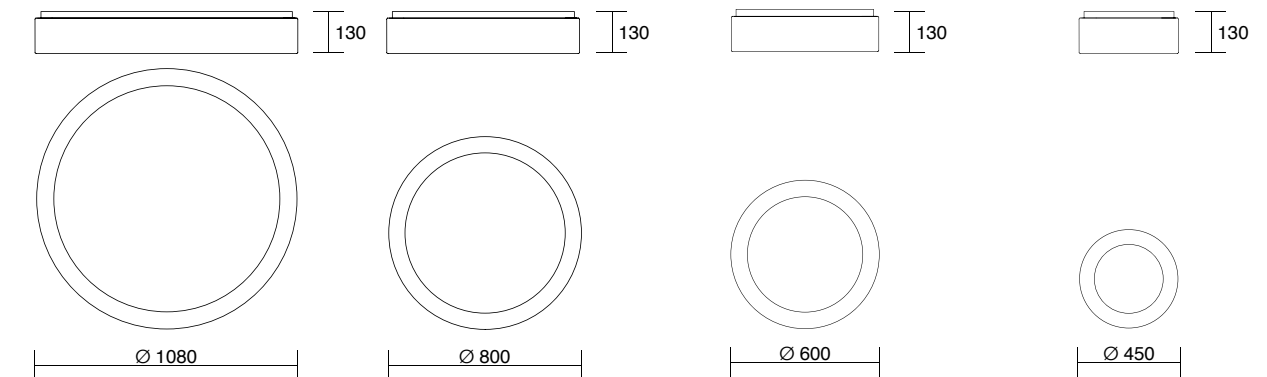
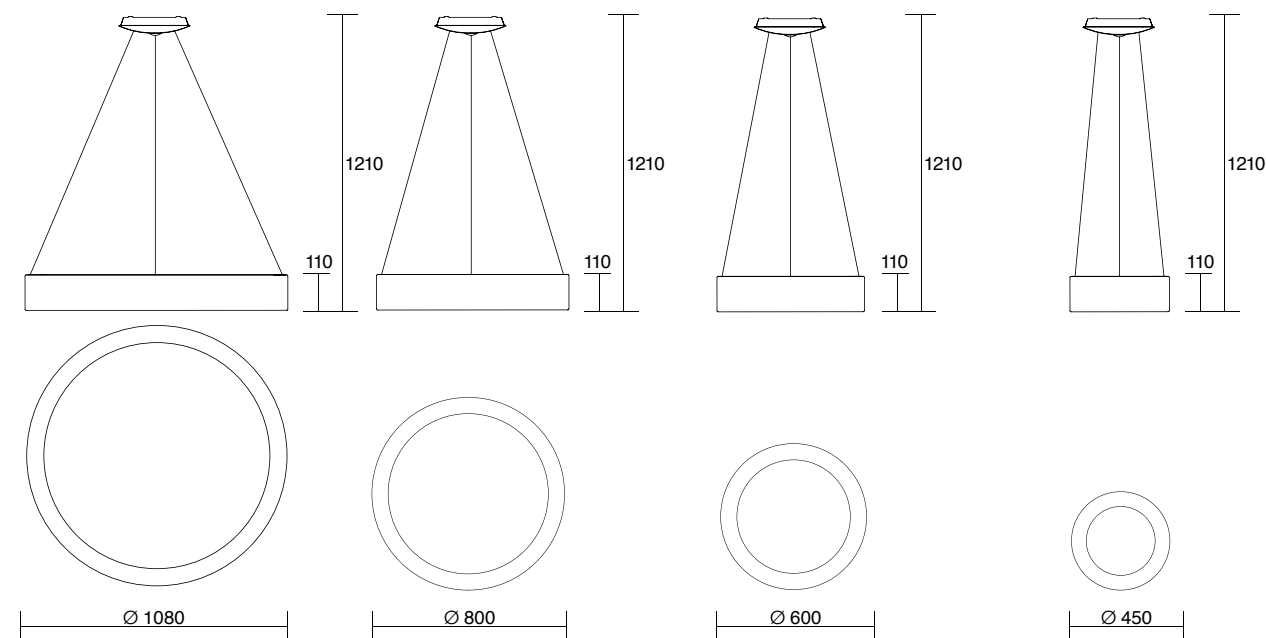
sospensione Band Diodi piccola Band Diodi small pendant lamp	
bianco white	2070
sabbia sand	2070S
caffè coffee	2070C
antracite anthracite	2070G
lampadine lighting	LED SMD 25W 3200K
flusso luminoso luminous flux	1630 lm
modulo LED sostituibile driver incluso replaceable LED chip driver included	
marca LED LED brand	EPISTAR

plafoniera Band Diodi extra-large Band Diodi extra-large ceiling lamp	
bianco white	2075
sabbia sand	2075S
lampadine lighting	LED SMD 136W 3200K
flusso luminoso luminous flux	8460 lm
modulo LED sostituibile driver incluso replaceable LED chip driver included	
marca LED LED brand	EPISTAR

plafoniera Band Diodi grande Band Diodi large ceiling lamp	
bianco white	2076
sabbia sand	2076S
caffè coffee	2076C
antracite anthracite	2076G
lampadine lighting	LED SMD 90W 3200K
flusso luminoso luminous flux	5600 lm
modulo LED sostituibile driver incluso replaceable LED chip driver included	
marca LED LED brand	EPISTAR

plafoniera Band Diodi media Band Diodi medium ceiling lamp	
bianco white	2072
sabbia sand	2072S
caffè coffee	2072C
antracite anthracite	2072G
lampadine lighting	LED SMD 35W 3200K
flusso luminoso luminous flux	2305 lm
modulo LED sostituibile driver incluso replaceable LED chip driver included	
marca LED LED brand	EPISTAR

plafoniera Band Diodi piccola Band Diodi small ceiling lamp	
bianco white	2073
sabbia sand	2073S
caffè coffee	2073C
antracite anthracite	2073G
lampadine lighting	LED SMD 25W 3200K
flusso luminoso luminous flux	1630 lm
modulo LED sostituibile driver incluso replaceable LED chip driver included	
marca LED LED brand	EPISTAR



ANELLIDIODI

_ Sospensione con struttura in alluminio verniciato bianco o sabbia e finitura satinata. L'apparecchio è dotato di LED montati verso l'interno e la struttura è aperta sia verso il soffitto che verso il pavimento. Questi apparecchi sono dotati di LED con temperatura colore 3200K schermati da un diffusore in PMMA. La lunghezza dei cavi è regolabile.

_ Pendant lamp with white or sand varnished aluminum frame and satin finish. The lamp is equipped with LED 3200K colour and PMMA light diffuser mounted toward the inside and the structure is open on both sides. The cable's length is adjustable.



2052S
sospensione doppia Anelli Diodi piccola
Anelli Diodi double pendant lamp small



2052
sospensione doppia Anelli Diodi piccola
Anelli Diodi double pendant lamp small

Esempio di applicazione con anelli regolabili a piacimento
Example of application with rings that can be adjusted as required



2050S
sospensione Anelli Diodi
Anelli Diodi pendant lamp



2050
sospensione Anelli Diodi
Anelli Diodi pendant lamp



2051S
sospensione Anelli Diodi tripla
Anelli Diodi triple pendant lamp



Esempio di applicazione con anelli regolabili a piacimento
Example of application with rings that can be adjusted as required



2051
sospensione doppia Anelli Diodi grande
Anelli Diodi double pendant lamp large



2053
sospensione doppia Anelli Diodi piccola
Anelli Diodi double pendant lamp small

ANELLIDIODI

_ Sospensione con struttura in alluminio verniciato bianco o sabbia e finitura satinata.

L'apparecchio è dotato di LED montati verso l'interno e la struttura è aperta sia verso il soffitto che verso il pavimento.

Questi apparecchi sono dotati di LED con temperatura colore 3200K schermati da un diffusore in PMMA. La lunghezza dei cavi è regolabile.

_ Pendant lamp with white or sand varnished aluminum frame and satin finish. The lamp is equipped with LED 3200K colour and PMMA light diffuser mounted toward the inside and the structure is open on both sides. The cable's length is adjustable.



alluminio bianco
white aluminum



alluminio sabbia
sand aluminum

sospensione
Anelli Diodi tripla
Anelli Diodi triple
pendant lamp

bianco
white 2051
sabbia
sand 2051S

lampadine
lighting LED SMD
102W 3200K

flusso luminoso
luminous flux 6160 lm

modulo LED sostituibile
driver incluso
replaceable LED chip
driver included

marca LED
LED brand EPISTAR



sospensione doppia
Anelli Diodi grande
Anelli Diodi double
pendant lamp large

bianco
white 2052
sabbia
sand 2052S

lampadine
lighting LED SMD
82W 3200K

flusso luminoso
luminous flux 4970 lm

modulo LED sostituibile
driver incluso
replaceable LED chip
driver included

marca LED
LED brand EPISTAR



sospensione doppia
Anelli Diodi piccola
Anelli Diodi double
pendant lamp small

bianco
white 2053
sabbia
sand 2053S

lampadine
lighting LED SMD
54W 3200K

flusso luminoso
luminous flux 3640 lm

modulo LED sostituibile
driver incluso
replaceable LED chip
driver included

marca LED
LED brand EPISTAR



sospensione
Anelli Diodi
Anelli Diodi
pendant lamp

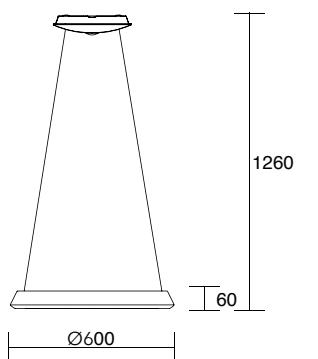
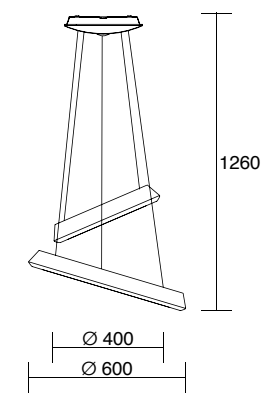
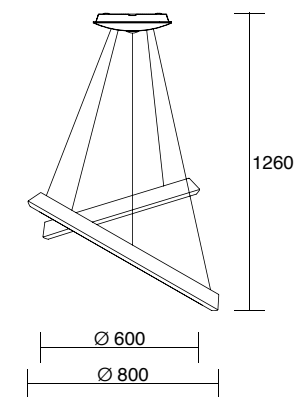
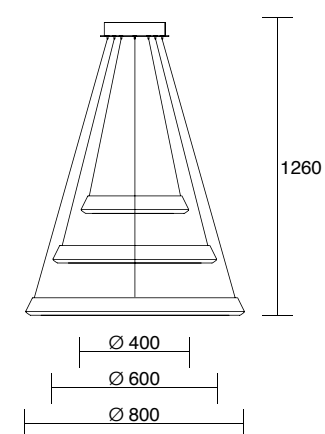
bianco
white 2050
sabbia
sand 2050S

lampadine
lighting LED SMD
35W 3200K

flusso luminoso
luminous flux 2160 lm

modulo LED sostituibile
driver incluso
replaceable LED chip
driver included

marca LED
LED brand EPISTAR



2051
sospensione Anelli Diodi tripla
Anelli Diodi triple pendant lamp

ALURING

_ Sospensione con struttura in alluminio verniciato bianco o nero. Finitura satinata. Alloggiamento alimentatori in tinta. La lunghezza dei cavi è regolabile a piacimento.

_ Aluminum pendant lamp available in chrome finish with profile in white or black colour. Satin finish. Drivers' housing in same colour. Cables are adjustable at will.



2335
sospensione Aluring triplo anello
Aluring triple rings pendant lamp



2335
sospensione Aluring triplo anello
Aluring triple rings pendant lamp

Esempio di applicazione con anelli regolabili a piacimento
Example of application with rings that can be adjusted as required



2334
sospensione rotonda Aluring grande
Aluring round pendant lamp large



2334
sospensione rotonda Aluring grande
Aluring round pendant lamp large

2333
sospensione rotonda Aluring piccola
Aluring round pendant lamp small



2332
sospensione quadrata Aluring grande
Aluring square pendant lamp large

2331
sospensione quadrata Aluring piccola
Aluring square pendant lamp small



2335N
sospensione Aluring triplo anello
Aluring triple rings pendant lamp



2336N
sospensione Aluring doppio anello
Aluring double rings pendant lamp



Esempio di applicazione con anelli regolabili a piacimento
Example of application with rings that can be adjusted as required



2334N
sospensione rotonda Aluring grande
Aluring round pendant lamp large



2334N
sospensione rotonda Aluring grande
Aluring round pendant lamp large

2333N
sospensione rotonda Aluring piccola
Aluring round pendant lamp small

ALURING

_ Sospensione con struttura in alluminio verniciato bianco o nero. Finitura satinata. Alloggiamento alimentatori in tinta. La lunghezza dei cavi è regolabile a piacimento.

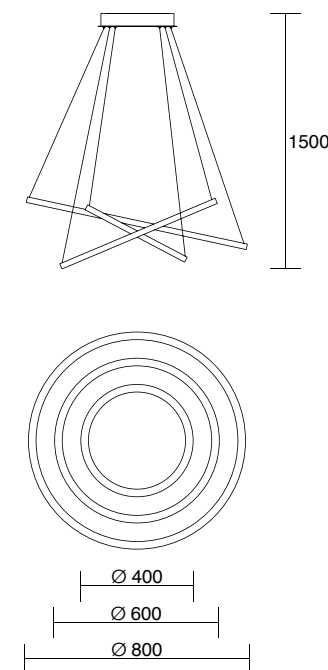
_ Aluminum pendant lamp available in chrome finish with profile in white or black colour. Satin finish. Drivers' housing in same colour. Cables are adjustable at will.



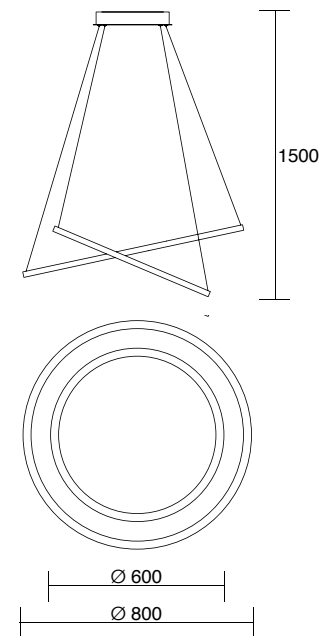
alluminio bianco
white aluminum

alluminio nero
black aluminum

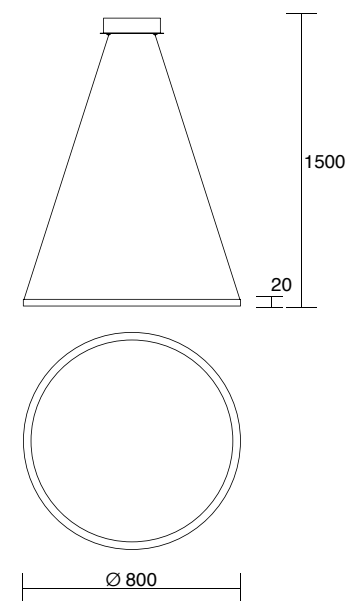
sospensione Aluring triplo anello Aluring triple rings pendant lamp	
bianco white	2335
nero black	2335N
lampadine lighting	STRIP LED 71W 3200K
flusso luminoso luminous flux	4970 lm
modulo LED sostituibile driver incluso replaceable LED chip driver included	
marca LED LED brand	EPISTAR



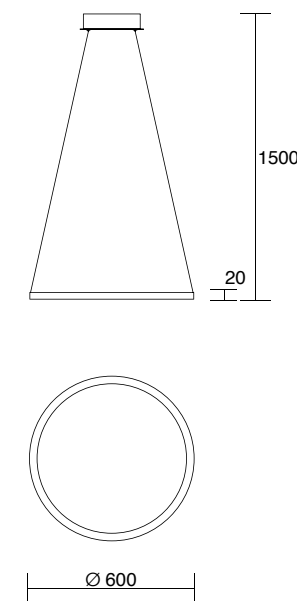
sospensione Aluring doppio anello Aluring double rings pendant lamp	
bianco white	2336
nero black	2336N
lampadine lighting	STRIP LED 58W 3200K
flusso luminoso luminous flux	4060 lm
modulo LED sostituibile driver incluso replaceable LED chip driver included	
marca LED LED brand	EPISTAR



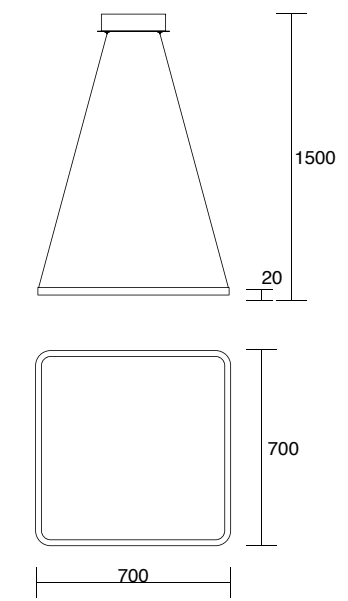
sospensione rotonda Aluring grande Aluring round pendant lamp large	
bianco white	2334
nero black	2334N
lampadine lighting	STRIP LED 32W 3200K
flusso luminoso luminous flux	2240 lm
modulo LED sostituibile driver incluso replaceable LED chip driver included	
marca LED LED brand	EPISTAR



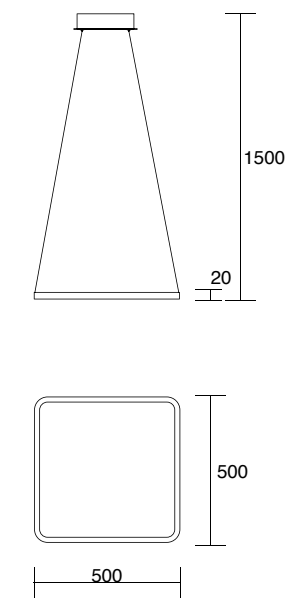
sospensione rotonda Aluring piccola Aluring round pendant lamp small	
bianco white	2333
nero black	2333N
lampadine lighting	STRIP LED 26W 3200K
flusso luminoso luminous flux	1820 lm
modulo LED sostituibile driver incluso replaceable LED chip driver included	
marca LED LED brand	EPISTAR



sospensione quadrata Aluring grande Aluring square pendant lamp large	
bianco white	2332
lampadine lighting	STRIP LED 33W 3200K
flusso luminoso luminous flux	2310 lm
modulo LED sostituibile driver incluso replaceable LED chip driver included	
marca LED LED brand	EPISTAR



sospensione quadrata Aluring piccola Aluring square pendant lamp small	
bianco white	2331
lampadine lighting	STRIP LED W 3200K
flusso luminoso luminous flux	1960 lm
modulo LED sostituibile driver incluso replaceable LED chip driver included	
marca LED LED brand	EPISTAR



ACRYLED

_ La struttura è metallo verniciato con finitura satinata sulla quale sono montati elementi in materiale acrilico che svolgono la funzione di diffusori. Le versioni singole sono disponibili in tre misure. Due versioni della sospensione doppia completano questa serie: una versione composta da anello piccolo e medio e l'altra composta da anello medio e grande.

_ The structure is painted metal with satin finish with elements in acrylic material acting as light diffusers. The single versions are available in three sizes. Two versions of the double ring complete this serie: one is made with small and medium sizes, while the other has the medium with the large size.



2308
sospensione Acryled anello grande
Acryled ring large pendant lamp

2305
sospensione Acryled anello piccolo
pendant lamp Acryled ring small



2308
sospensione Acryled anello grande
Acryled ring large pendant lamp



2305
sospensione Acryled anello piccolo
pendant lamp Acryled ring small

2306
sospensione Acryled anello medio
pendant lamp Acryled ring small

ACRYLED

_ La struttura è metallo verniciato con finitura satinata sulla quale sono montati elementi in materiale acrilico che svolgono la funzione di diffusori. Le versioni singole sono disponibili in tre misure. Due versioni della sospensione doppia completano questa serie: una versione composta da anello piccolo e medio e l'altra composta da anello medio e grande.

_ The structure is painted metal with satin finish with elements in acrylic material acting as light diffusers. The single versions are available in three sizes. Two versions of the double ring complete this serie: one is made with small and medium sizes, while the other has the medium with the large size.

sospensione doppio anello Acryled grande
Acryled double ring pendant lamp large

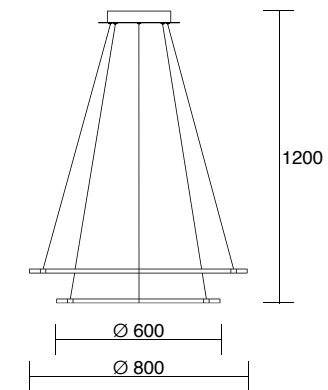
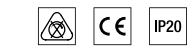
2304

lampadine lighting STRIP LED 53W 3000K

flusso luminoso luminous flux 3710 lm

modulo LED sostituibile driver incluso replaceable LED chip driver included

marca LED LED brand EPISTAR



sospensione doppio anello Acryled piccola
Acryled double ring pendant lamp small

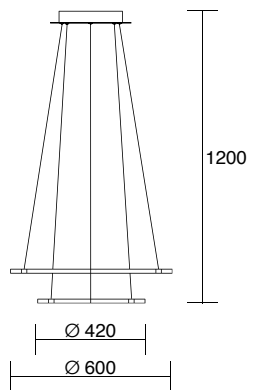
2307

lampadine lighting STRIP LED 36W 3000K

flusso luminoso luminous flux 2520 lm

modulo LED sostituibile driver incluso replaceable LED chip driver included

marca LED LED brand EPISTAR



sospensione Acryled anello grande
Acryled ring large pendant lamp

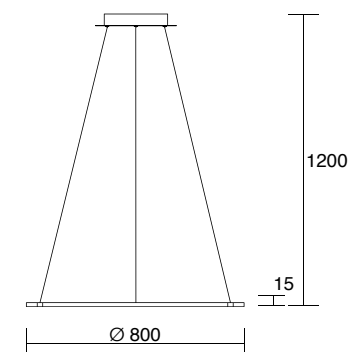
2308

lampadine lighting STRIP LED 32W 3000K

flusso luminoso luminous flux 2240 lm

modulo LED sostituibile driver incluso replaceable LED chip driver included

marca LED LED brand EPISTAR



sospensione Acryled anello medio
Acryled ring medium pendant lamp

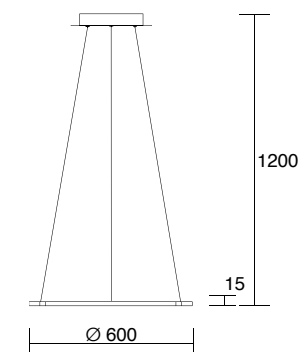

2306

lampadine lighting STRIP LED 23W 3000K

flusso luminoso luminous flux 1610 lm

modulo LED sostituibile driver incluso replaceable LED chip driver included

marca LED LED brand EPISTAR



sospensione Acryled anello piccolo
Acryled ring small pendant lamp

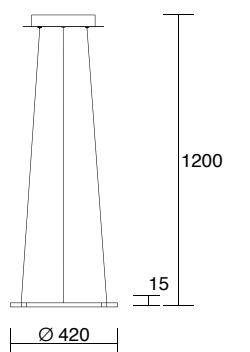
2305

lampadine lighting STRIP LED 14W 3000K

flusso luminoso luminous flux 980 lm

modulo LED sostituibile driver incluso replaceable LED chip driver included

marca LED LED brand EPISTAR



2304

sospensione doppio anello Acryled grande
Acryled double ring pendant lamp large



QUATTRO

_ Sospensioni e plafoniere con profili in alluminio verniciato bianco o nero. Finitura sabbata. Gli apparecchi sono dotati di STRIP LED, temperatura colore 3000K, con diffusore di protezione in PMMA. La lunghezza dei cavi è regolabile.

_ Pendant and ceiling lamps with white or black varnished aluminum profiles. Sanded finish. These lamps are equipped with STRIP LED in 3000K colour temperature shielded by PMMA light diffuser. Cables' length is adjustable.



2343-19N
sospensione Quattro grande
Quattro large pendant lamp

2341-19N
sospensione Quattro piccola
Quattro small pendant lamp



2343-19
sospensione Quattro grande
Quattro large pendant lamp



2341-19
sospensione Quattro piccola
Quattro small pendant lamp

2343-19
sospensione Quattro grande
Quattro large pendant lamp





2344 - 19N
plafoniera Quattro
Quattro ceiling lamp




2344 - 19
plafoniera Quattro
Quattro ceiling lamp



2345-19N
plafoniera/applique Quattro grande
Quattro large ceiling/wall lamp



2346-19N
plafoniera/applique Quattro piccola
Quattro small ceiling/wall lamp



2345-19
plafoniera/applique Quattro grande
Quattro large ceiling/wall lamp

2346-19
plafoniera/applique Quattro piccola
Quattro small ceiling/wall lamp



2346-19
plafoniera/applique Quattro piccola
Quattro small ceiling/wall lamp

QUATTRO

_ Sospensioni e plafoniere con profili in alluminio verniciato bianco o nero. Finitura sabbata. Gli apparecchi sono dotati di STRIP LED, temperatura colore 3000K, con diffusore di protezione in PMMA. La lunghezza dei cavi è regolabile.




_ Pendant and ceiling lamps with white or black varnished aluminum profiles. Sanded finish. These lamps are equipped with STRIP LED in 3000K colour temperature shielded by PMMA light diffuser. Cables' length is adjustable.

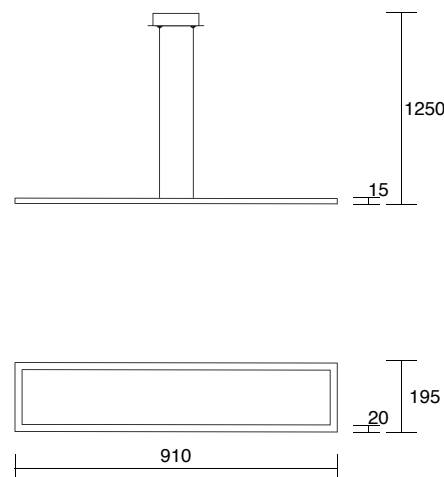


alluminio bianco
white aluminum

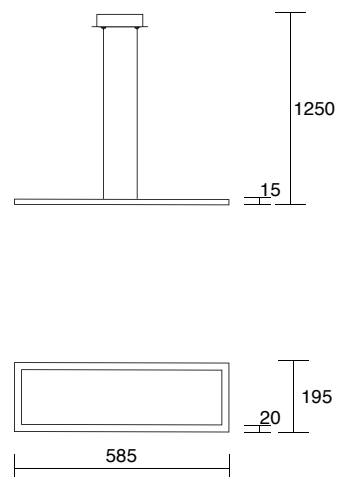





alluminio nero
black aluminum

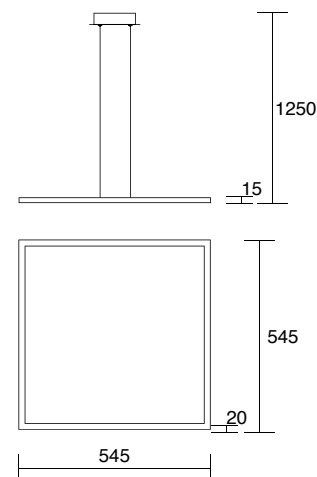
sospensione Quattro grande Quattro large pendant lamp	
bianco white	2343-19
nero black	2343-19N
lampadine lighting	STRIP LEAD 72W 3000K
flusso luminoso luminous flux	9360 lm
modulo LED sostituibile driver incluso replaceable LED chip driver included	
marca LED LED brand	EPISTAR
  	






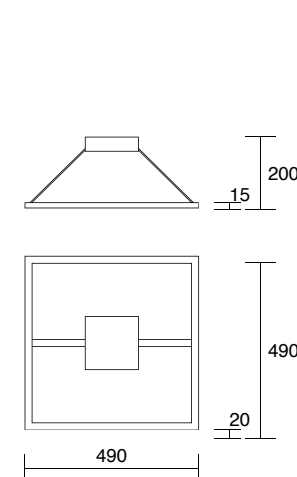
sospensione Quattro piccola Quattro small pendant lamp	
bianco white	2341-19
nero black	2341-19N
lampadine lighting	STRIP LED 51W 3000K
flusso luminoso luminous flux	6630 lm
modulo LED sostituibile driver incluso replaceable LED chip driver included	
marca LED LED brand	EPISTAR
  	






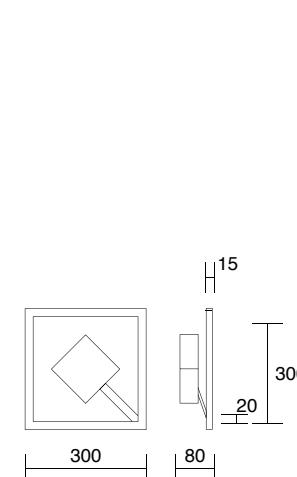
sospensione quadrata Quattro pendant lamp Quattro square	
bianco white	2340-19
nero black	2340-19N
lampadine lighting	STRIP LED 68W 3000K
flusso luminoso luminous flux	8840 lm
modulo LED sostituibile driver incluso replaceable LED chip driver included	
marca LED LED brand	EPISTAR
  	






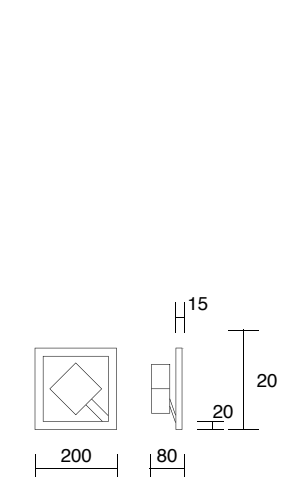
plafoniera Quattro Quattro ceiling lamp	
bianco white	2344-19
nero black	2344-19N
lampadine lighting	STRIP LED 63W 3000K
flusso luminoso luminous flux	8190 lm
modulo LED sostituibile driver incluso replaceable LED chip driver included	
marca LED LED brand	EPISTAR
  	



plafoniera/applique Quattro grande Quattro large ceiling/wall lamp	
bianco white	2345-19
nero black	2345-19N
lampadine lighting	STRIP LED 36,5W 3000K
flusso luminoso luminous flux	4745 lm
modulo LED sostituibile driver incluso replaceable LED chip driver included	
marca LED LED brand	EPISTAR
  	



plafoniera/applique Quattro piccola Quattro small ceiling/wall lamp	
bianco white	2346-19
nero black	2346-19N
lampadine lighting	STRIP LED 19W 3000K
flusso luminoso luminous flux	2470 lm
modulo LED sostituibile driver incluso replaceable LED chip driver included	
marca LED LED brand	EPISTAR
  	



CHECKERBOARD

_Lampada da soffitto/parete, montaggio in aderenza tramite alloggiamento in metallo.

_Ceiling/wall lamp, surface mount by metal housing.



400
plafoniera/applique Checker Board
bianco satinato
ceiling/wall lamp Checker Board
satin white


401
plafoniera/applique Checker Board
sabbia opaco sabbato
ceiling/wall lamp Checker Board
opaque sanded sand



402
plafoniera/applique Checker Board
bianco satinato
ceiling/wall lamp Checker Board
satin white



403
plafoniera/applique Checker Board
sabbia opaco sabbato
ceiling/wall lamp Checker Board
opaque sanded sand



407
plafoniera/applique Checker Board
sabbia opaco sabbiato
ceiling/wall lamp Checker Board
opaque sanded sand



406
plafoniera/applique Checker Board
bianco satinato
ceiling/wall lamp Checker Board
satin white



404
plafoniera/applique Checker Board
bianco satinato
ceiling/wall lamp Checker Board
satin white

CHECKER BOARD

_Lampada da soffitto/parete, montaggio in aderenza tramite alloggiamento in metallo.

_Ceiling/wall lamp, surface mount by metal housing.



bianco satinato
satin white



sabbia opaco sabbaiato
opaque sanded sand

Lampada da soffitto/parete
Check Board
Check Board
Ceiling/wall lamp

bianco white **400**
sabbia sand **401**

lampadine lighting LED SMD - MLS
12W 3000K
flusso luminoso luminoso flux **570lm***

modulo LED sostituibile driver incluso
replaceable LED chip driver included

* valore riferito alla sorgente luminosa
value relevant to the light source



Lampada da soffitto/parete
Check Board
Check Board
Ceiling/wall lamp

bianco white **402**
sabbia sand **403**

lampadine lighting LED SMD - MLS
25W 3000K
flusso luminoso luminoso flux **1066lm***

modulo LED sostituibile driver incluso
replaceable LED chip driver included

* valore riferito alla sorgente luminosa
value relevant to the light source



Lampada da soffitto/parete
Check Board
Check Board
Ceiling/wall lamp

bianco white **404**
sabbia sand **405**

lampadine lighting LED SMD - MLS
60W 3000K
flusso luminoso luminoso flux **2484lm***

modulo LED sostituibile driver incluso
replaceable LED chip driver included

* valore riferito alla sorgente luminosa
value relevant to the light source



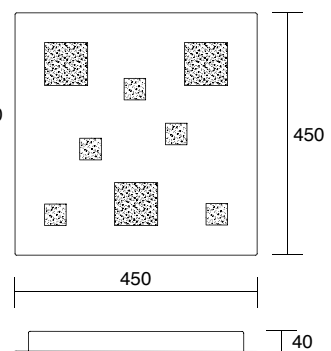
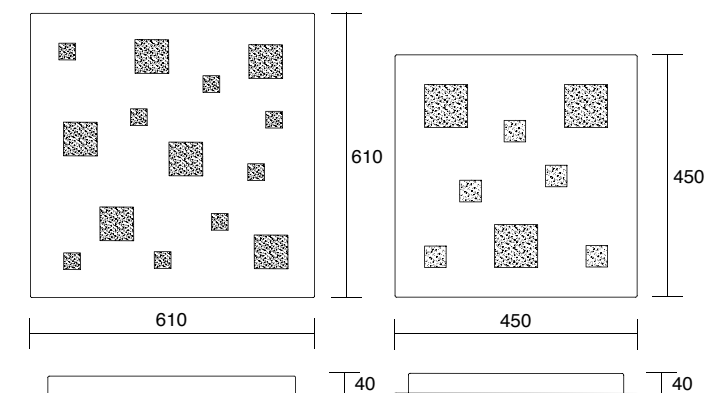
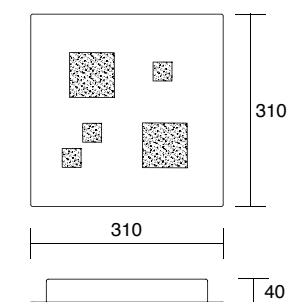
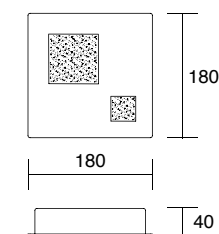
Lampada da soffitto/parete
Check Board
Check Board
Ceiling/wall lamp

bianco white **406**
sabbia sand **407**

lampadine lighting LED SMD - MLS
36W 3000K
flusso luminoso luminoso flux **1490lm***

modulo LED sostituibile driver incluso
replaceable LED chip driver included

* valore riferito alla sorgente luminosa
value relevant to the light source





FLET SOSPENSIONI

_ Sospensioni in alluminio verniciato bianco con finitura sabbata. Attacco per lampadine GX53 LED; le lampadine non sono fornite, ma l'apparecchio è compatibile con lampade di classe energetica dalla A alla G. La lunghezza dei cavi è regolabile.

_ Pendant lamp in aluminum with white colour sanded finish. Lamp socket is GX53 LED; light bulbs are not included, but the appliance is compatible with A to G energy class lightbulbs. The cables' length is adjustable.



2077P
 sospensione Flet 4 luci + 1 luce verso soffitto
 Flet pendant lamp with 4 lights + 1 light towards ceiling



2077G
sospensione Flet 8 luci + 2 luci verso soffitto
Flet pendant lamp with 8 lights + 2 lights towards ceiling

2077P
sospensione Flet 4 luci + 1 luci verso soffitto
Flet pendant lamp with 4 lights + 1 light towards ceiling



2079G
sospensione Flet rettangolare 6 luci + 1 luce verso soffitto
Flet rectangular pendant lamp with 6 lights + 1 light towards ceiling


2079P
sospensione Flet rettangolare 2 luci + 1 luce verso soffitto
Flet rectangular pendant lamp with 2 lights + 1 light towards ceiling



FLET SOSPENSIONI

_ Sospensioni in alluminio verniciato bianco con finitura sabbata. Attacco per lampadine GX53 LED; le lampadine non sono fornite, ma l'apparecchio è compatibile con lampade di classe energetica dalla A alla G. La lunghezza dei cavi è regolabile.

_ Pendant lamp in aluminum with white colour sanded finish. Lamp socket is GX53 LED; light bulbs are not included, but the appliance is compatible with A to G energy class lightbulbs. The cables' length is adjustable.

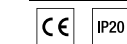


sospensione Flet 8 luci + 2 luci verso soffitto
Flet pendant lamp with 8 lights + 2 lights towards ceiling

2077G

lampadine lighting 10 x GX53 LED ⚡

lampadine non include bulbs not included

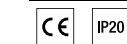


sospensione Flet 4 luci + 1 luce verso soffitto
Flet pendant lamp with 4 lights + 1 light towards ceiling

2077P

lampadine lighting 5 x GX53 LED ⚡

lampadine non include bulbs not included



sospensione Flet rettangolare 8 luci + 2 luci verso soffitto
Flet rectangular pendant lamp with 8 lights + 2 lights towards ceiling

2079X

lampadine lighting 10 x GX53 LED ⚡

lampadine non include bulbs not included



sospensione Flet rettangolare 6 luci + 1 luce verso soffitto
Flet rectangular pendant lamp with 6 lights + 1 light towards ceiling

2079G

lampadine lighting 7 x GX53 LED ⚡

lampadine non include bulbs not included

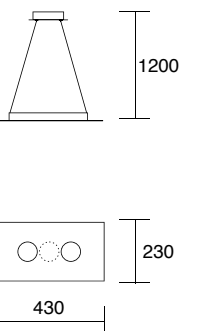
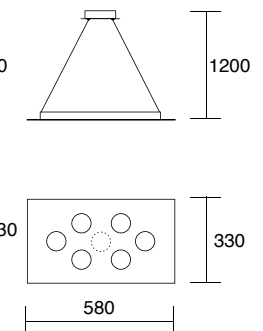
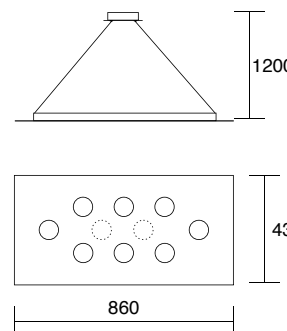
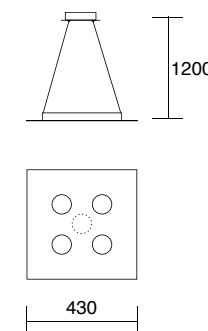
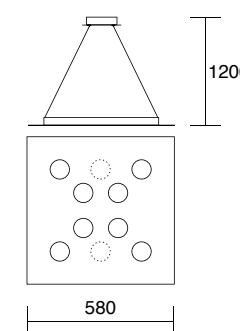


sospensione Flet rettangolare 2 luci + 1 luce verso soffitto
Flet rectangular pendant lamp with 2 lights + 1 light towards ceiling


2079P

lampadine lighting 3 x GX53 LED ⚡

lampadine non include bulbs not included



2079X
sospensione Flet rettangolare 8 luci + 2 luci verso soffitto
Flet rectangular pendant lamp with 8 lights + 2 lights towards ceiling



FLETPLAFONIERE

_ Plafoniere in alluminio verniciato bianco con finitura sabbata. Attacco per lampadine GX53 LED; le lampadine non sono fornite, ma l'apparecchio è compatibile con lampade di classe energetica dalla A alla G.

_ Ceiling lamp in aluminum with white colour sanded finish. Lamp socket is GX53 LED; light bulbs are not included, but the appliance is compatible with A to G energy class lightbulbs.

2080X
plafoniera Flet rettangolare 8 luci
Flet rectangular ceiling lamp with 8 lights





2080G
plafoniera Flet rettangolare 6 luci
Flet rectangular ceiling lamp with 6 lights



2080P
plafoniera Flet rettangolare 2 luci
Flet rectangular ceiling lamp with 2 lights

2078
plafoniera Flet 1 luce
Flet ceiling lamp with 1 light



FLET PLAFONIERE

_ Sospensioni in alluminio verniciato bianco con finitura sabbata. Attacco per lampadine GX53 LED; le lampadine non sono fornite, ma l'apparecchio è compatibile con lampade di classe energetica dalla A alla G.

_ Pendant lamp in aluminum with white colour sanded finish. Lamp socket is GX53 LED; light bulbs are not included, but the appliance is compatible with A to G energy class lightbulbs.

2078P
plafoniera Flet 4 luci
Flet ceiling lamp with 4 lights

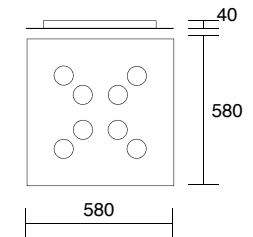
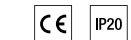
2078G
plafoniera Flet 8 luci
Flet ceiling lamp with 8 lights

plafoniera Flet
8 luci
Flet ceiling lamp
with 8 lights

2078G

lampadine lighting 8 x GX53 LED

lampadine non include bulbs not included

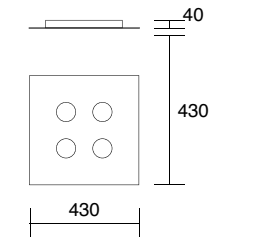
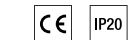


plafoniera Flet
4 luci
Flet ceiling lamp
with 4 lights

2078P

lampadine lighting 4 x GX53 LED

lampadine non include bulbs not included

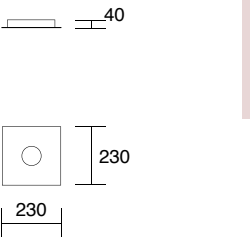


plafoniera Flet
1 luce
Flet ceiling lamp
with 1 light

2078

lampadine lighting 1 x GX53 LED

lampadine non include bulbs not included

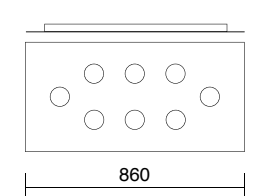


plafoniera Flet
rettangolare
8 luci
Flet rectangular
ceiling lamp
with 8 lights

2080X

lampadine lighting 8 x GX53 LED

lampadine non include bulbs not included

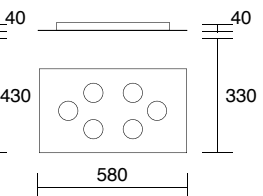


plafoniera Flet
rettangolare
6 luci
Flet rectangular
ceiling lamp
with 6 lights

2080G

lampadine lighting 6 x GX53 LED

lampadine non include bulbs not included

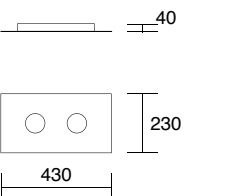



plafoniera Flet
rettangolare
2 luci
Flet rectangular
ceiling lamp
with 2 lights

2080P

lampadine lighting 2 x GX53 LED

lampadine non include bulbs not included



BELL

_ Sospensione con struttura in metallo verniciato e finitura satinata. Riflettore interno in metallo cromato con finitura sabbata. I pendenti possono essere regolati all'altezza desiderata. L'apparecchio è compatibile con lampadine di classe energetica dalla A alla G.

_ Ceiling lamp with varnished metal frame and satin finish. Internal light diffuser in sanded finish chromed metal. The pendants can be adjustable to the desired height. Bulbs are not included, but the unit is compatible with bulbs of the energy class from A to G.

2322
sospensione Bell 6 luci
Bell pendant lamp 6 lights



2324
sospensione Bell 9 luci
Bell pendant lamp 9 lights



2322
sospensione Bell 6 luci
Bell pendant lamp 6 lights



2320
sospensione Bell 3 luci
Bell pendant lamp 3 lights



BELL

_ Sospensione con struttura in metallo verniciato e finitura satinata. Riflettore interno in metallo cromato con finitura sabbata. I pendenti possono essere regolati all'altezza desiderata. L'apparecchio è compatibile con lampadine di classe energetica dalla A alla G.

_ Ceiling lamp with varnished metal frame and satin finish. Internal light diffuser in sanded finish chromed metal. The pendants can be adjustable to the desired height. Bulbs are not included, but the unit is compatible with bulbs of the energy class from A to G.

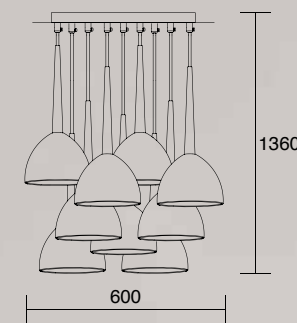


sospensione
Bell 9 luci
Bell pendant lamp
9 lights

2324

lampadine lighting 9 x E27 57W

lampadine non include bulbs not included

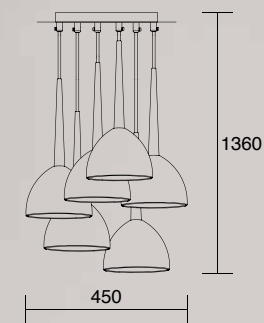


sospensione
Bell 6 luci
Bell pendant lamp
6 lights

2322

lampadine lighting 6 x E27 57W

lampadine non include bulbs not included

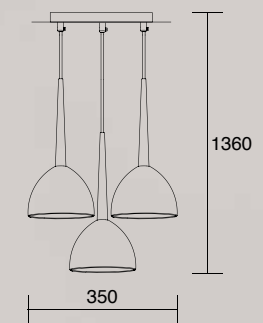


sospensione
Bell 3 luci
Bell pendant lamp
3 lights

2320

lampadine lighting 3 x E27 57W

lampadine non include bulbs not included

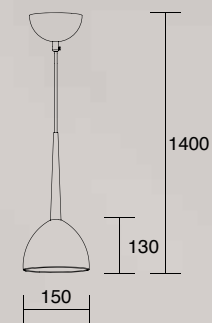


sospensione
Bell singola
Bell pendant lamp

2318

lampadine lighting 1 x E27 57W

lampadine non include bulbs not included



2318
sospensione Bell singola
Bell pendant lamp

BOL

_ Sospensione con struttura in metallo cromato e finitura a specchio. I pendenti possono essere regolati all'altezza desiderata. Lampadine non incluse, ma l'apparecchio è compatibile con lampadine di classe energetica dalla A alla G.

_ Pendant lamp with chromed metal frame and mirror finish. The pendants can be adjustable to the desired height. Bulbs are not included, but the unit is compatible with bulbs of the energy class from A to G.

2314

sospensione Bol 6 luci
Bol pendant lamp 6 lights



2316

sospensione Bol 9 luci
Bol pendant lamp 9 lights



2314
sospensione Bol 6 luci
Bol pendant lamp 6 lights



2312
sospensione Bol 3 luci
Bol pendant lamp 3 lights



2310
sospensione Bol singola
Bol pendant lamp

BOL

_ Sospensione con struttura in metallo cromato e finitura a specchio. I pendenti possono essere regolati all'altezza desiderata. Lampadine non incluse, ma l'apparecchio è compatibile con lampadine di classe energetica dalla A alla G.

_ Pendant lamp with chromed metal frame and mirror finish. The pendants can be adjustable to the desired height. Bulbs are not included, but the unit is compatible with bulbs of the energy class from A to G.




sospensione
Bol 9 luci
Bol pendant lamp
9 lights

2316

lampadine lighting 9 x E27 57W

lampadine non incluse
bulbs not included

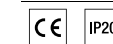


sospensione
Bol 6 luci
Bol pendant lamp
6 lights

2314

lampadine lighting 6 x E27 57W

lampadine non incluse
bulbs not included




sospensione
Bol 3 luci
Bol pendant lamp
3 lights

2312

lampadine lighting 3 x E27 57W

lampadine non incluse
bulbs not included

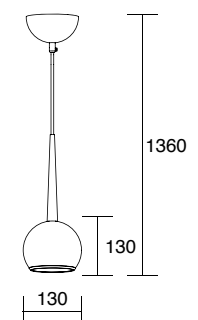
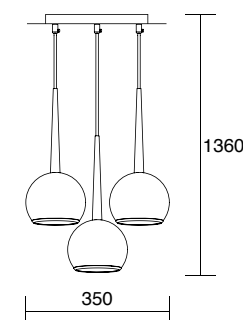
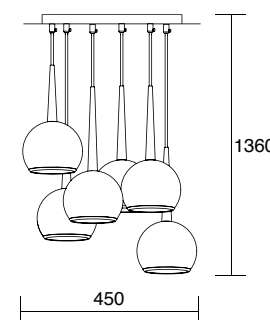
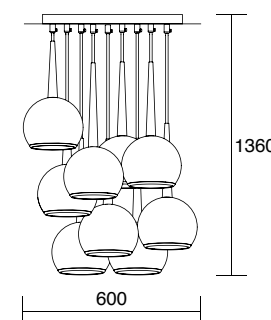
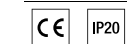


sospensione
Bol singola
Bol pendant lamp

2310

lampadine lighting 1 x E27 57W

lampadine non incluse
bulbs not included





BOLDIODI

_ Sospensione con struttura in metallo cromato e finitura a specchio. L'apparecchio è dotato di LED da 3W con temperatura colore 3000K. La lunghezza dei cavi è regolabile.

_ Pendant lamp with chromed metal frame and mirror finish. The lamp is equipped with 3W LED and 3000K colour. The cables' length is adjustable.

2033
sospensione Bol Diodi singola
Bol Diodi pendant lamp





2034
sospensione Bol Diodi 3 luci
Bol Diodi pendant lamp 3 lights

BOLDIODI

_ Sospensione con struttura in metallo cromato e finitura a specchio. L'apparecchio è dotato di LED da 3W con temperatura colore 3000K. La lunghezza dei cavi è regolabile.

_ Pendant lamp with chromed metal frame and mirror finish. The lamp is equipped with 3W LED and 3000K colour. The cables' length is adjustable.

sospensione
Bol Diodi 3 luci
Bol Diodi pendant
lamp 3 lights

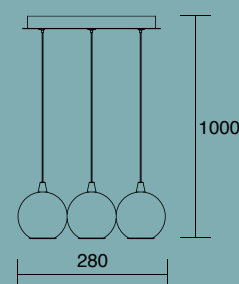
2034

lampadine lighting LED 9W 3000K

flusso luminoso luminous flux 600 lm

modulo LED sostituibile driver incluso replaceable LED chip driver included

marca LED EPISTAR LED brand



sospensione
Bol Diodi singola
Bol Diodi
pendant lamp

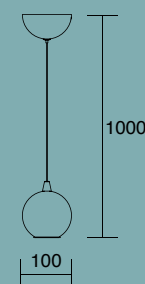
2033

lampadine lighting LED 3W 3000K

flusso luminoso luminous flux 210 lm

modulo LED sostituibile driver incluso replaceable LED chip driver included

marca LED EPISTAR LED brand



TUBIDIODI Ø

_ Sospensione cilindrica con struttura in metallo verniciato bianco o nero. Finitura sabbata. L'apparecchio è dotato di LED da 3W con temperatura colore 3000K. La lunghezza dei cavi è regolabile.

_ Cylindrical pendant lamp with white or black varnished metal frame. Sanded finish. The lamp is equipped with 3W LED and 3000K colour. The cable's length is adjustable.

sospensione
Tubi Diodi
Tubi Diodi
pendant lamp

bianco
white 2025L

nero
black 2025L N

lampadine
lighting LED 1 x
3W 3000K

flusso
luminoso
luminous
flux 270 lm

modulo LED sostituibile
driver incluso
replaceable LED chip
driver included

marca LED
LED brand CREE



sospensione
Tubi Diodi
Tubi Diodi
pendant lamp

bianco
white 2025

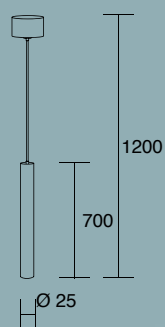
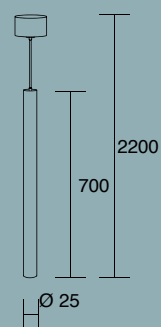
nero
black 2025 N

lampadine
lighting LED 1 x
3W 3000K

flusso
luminoso
luminous
flux 270 lm

modulo LED sostituibile
driver incluso
replaceable LED chip
driver included

marca LED
LED brand CREE



2025L N
sospensione Tubi Diodi
Tubi Diodi pendant lamp

TUBIDIODI

_ Sospensione con struttura in metallo verniciato bianco o nero. Finitura sabbata. L'apparecchio è dotato di LED da 3W con temperatura colore 3000K. La lunghezza del cavi è regolabile.

_ Pendant lamp with white or black varnished metal frame. Sanded finish. The lamp is equipped with 3W LED and 3000K colour. The cable's length is adjustable.

sospensione
Tubi Diodi
Tubi Diodi
pendant lamp

bianco
white 2026L

nero
black 2026L N

lampadine
lighting LED \varnothing 1 x
3W 3000K

flusso
luminoso
luminous
flux 270 lm

modulo LED sostituibile
driver incluso
replaceable LED chip
driver included

marca LED
LED brand CREE



sospensione
Tubi Diodi
Tubi Diodi
pendant lamp

bianco
white 2026

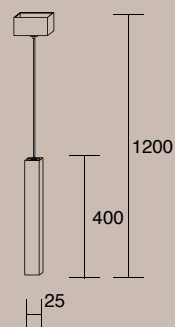
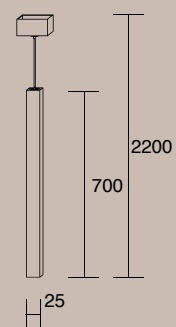
nero
black 2026 N

lampadine
lighting LED \varnothing 1 x
3W 3000K

flusso
luminoso
luminous
flux 270 lm

modulo LED sostituibile
driver incluso
replaceable LED chip
driver included

marca LED
LED brand CREE



2026L N
sospensione Tubi Diodi
Tubi Diodi pendant lamp

PARABOLEDIODI

_ Le sospensioni di questa serie hanno la struttura in metallo verniciato con finitura satinata. Questi apparecchi sono dotati di LED con temperatura colore 3000/3200K schermati da un diffusore in PMMA e sono adatti ad ambienti che richiedono un'illuminazione accentuata. La lunghezza dei cavi è regolabile.

_ The pendant lamps in this serie have a metal structure with satin finish varnish. These appliances are equipped with LED in 3000/3200K colour temperature shielded by a PMMA light diffuser and are suitable for environments requiring accentuated lighting. Cables' length is adjustable.

2044

sospensione Parabola Diodi
Parabola Diodi pendant lamp





2044
sospensione Parabola Diodi
Parabola Diodi pendant lamp

_ SOSPENSIONE CON STRUTTURA IN ALLUMINIO VERNICIATO E FINITURA SATINATA. L'APPARECCHIO È DOTATO DI DIFFUSORE IN PMMA, CON LED DA 17W VERSO IL SOFFITTO E 34W VERSO IL PAVIMENTO. TEMPERATURA COLORE 3200K. LA LUNGHEZZA DEI CAVI È REGOLABILE

_ PENDANT LAMP WITH VARNISHED ALUMINUM FRAME AND SATIN FINISH. THE LAMP IS EQUIPPED WITH PMMA LIGHT DIFFUSER AND LED WITH 17W TOWARDS THE CEILING AND 34W TOWARDS THE FLOOR; 3200K COLOUR. THE CABLE'S LENGTH IS ADJUSTABLE.



2042
sospensione Parabola Diodi
parabola Diodi pendant lamp

_ SOSPENSIONE CON STRUTTURA IN ALLUMINIO VERNICIATO E FINITURA SATINATA. L'APPARECCHIO È DOTATO DI LED CON TEMPERATURA COLORE 3200K SCHERMATI DA UN DIFFUSORE IN PMMA. I LED SONO MONTATI VERSO L'INTERNO E LA STRUTTURA È APERTA SIA VERSO IL SOFFITTO CHE VERSO IL PAVIMENTO. LA LUNGHEZZA DEI CAVI È REGOLABILE.

_ PENDANT LAMP WITH VARNISHED ALUMINUM FRAME AND SATIN FINISH. THE LAMP IS EQUIPPED WITH PMMA LIGHT DIFFUSER. LED 3200K COLOUR MOUNTED TOWARDS THE INSIDE AND THE STRUCTURE IS OPEN ON BOTH SIDES. THE CABLE'S LENGTH IS ADJUSTABLE.



2031

sospensione Parabola Diodi
Parabola Diodi pendant lamp



2056

sospensione Parabola Diodi
Parabola Diodi pendant lamp

2055

sospensione Parabola Diodi
Parabola Diodi pendant lamp

_ SOSPENSIONE CON STRUTTURA IN ALLUMINIO VERNICIATO E FINITURA SATINATA. L'APPARECCHIO È DOTATO DI LED CON TEMPERATURA COLORE 3200K SCHERMATI DA UN DIFFUSORE IN PMMA. I LED SONO MONTATI VERSO L'INTERNO E LA STRUTTURA È APERTA SIA VERSO IL SOFFITTO CHE VERSO IL PAVIMENTO. LA LUNGHEZZA DEI CAVI È REGOLABILE.

_ PENDANT LAMP WITH VARNISHED ALUMINUM FRAME AND SATIN FINISH. THE LAMP IS EQUIPPED WITH PMMA LIGHT DIFFUSER. LED 3200K COLOUR MOUNTED TOWARDS THE INSIDE AND THE STRUCTURE IS OPEN ON BOTH SIDES. THE CABLE'S LENGTH IS ADJUSTABLE.

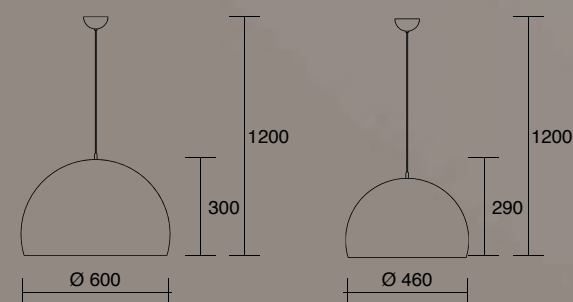
PARABOLEDIODI

_ Sospensione con struttura in metallo verniciato e finitura satinata. L'apparecchio è dotato di LED con temperatura colore 3000K schermati da un diffusore in PMMA. La lunghezza dei cavi è regolabile.

_ Pendant lamp with varnished metal frame and satin finish. The lamp is equipped with LED in 3000K colour temperature shielded by a PMMA light diffuser. The cable's length is adjustable.

sospensione Parabola Diodi Parabola Diodi pendant lamp	
2044	
lampadine lighting	LED SMD 60W 3000K
flusso luminoso luminous flux	4200 lm
modulo LED sostituibile driver incluso replaceable LED chip driver included	
marca LED LED brand	EPISTAR
CE	IP20

sospensione Parabola Diodi Parabola Diodi pendant lamp	
2042	
lampadine lighting	LED SMD 42W 3000K
flusso luminoso luminous flux	2940 lm
modulo LED sostituibile driver incluso replaceable LED chip driver included	
marca LED LED brand	EPISTAR
CE	IP20



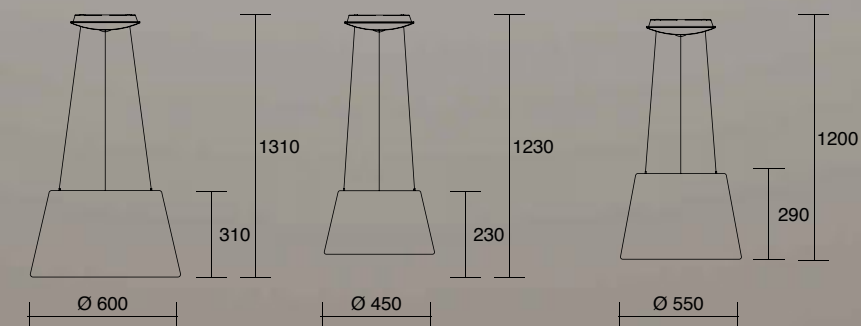
_ Sospensione con struttura in alluminio verniciato e finitura satinata. L'apparecchio è dotato di LED con temperatura colore 3200K schermati da un diffusore in PMMA. I LED sono montati verso l'interno e la struttura è aperta sia verso il soffitto che verso il pavimento. La lunghezza dei cavi è regolabile.

_ Pendant lamp with varnished aluminum frame and satin finish. The lamp is equipped with PMMA light diffuser. LED 3200K colour mounted towards the inside and the structure is open on both sides. The cable's length is adjustable.

sospensione Parabola Diodi Parabola Diodi pendant lamp	
2055	
lampadine lighting	LED SMD 50W 3200K
flusso luminoso luminous flux	3500 lm
modulo LED sostituibile driver incluso replaceable LED chip driver included	
marca LED LED brand	EPISTAR
CE	IP20

sospensione Parabola Diodi Parabola Diodi pendant lamp	
2056	
lampadine lighting	LED SMD 30W 3200K
flusso luminoso luminous flux	2100 lm
modulo LED sostituibile driver incluso replaceable LED chip driver included	
marca LED LED brand	EPISTAR
CE	IP20

sospensione Parabola Diodi Parabola Diodi pendant lamp	
2031	
lampadine lighting	LED SMD 63W 3200K
flusso luminoso luminous flux	4400 lm
modulo LED sostituibile driver incluso replaceable LED chip driver included	
marca LED LED brand	EPISTAR
CE	IP20



CEPA

_ Lampada a sospensione in ceramica con rosone in metallo, montaggio in aderenza a soffitto. Attacco per lampadine 1XE27 60W; le lampadine non sono fornite, ma l'apparecchio è compatibile con lampadine di classe da A a G. La lunghezza dei cavi è regolabile.

_ Ceramic pendant lamp with metal ceiling mount, installation surface mount. Lamp socket is 1XE27 60W; light bulbs are not included, but the appliance is compatible with compatible with lightbulbs from A to G classes. The cables' length is adjustable.

3653

Lampada a sospensione grande CEPA
CEPA large pendant lamp



3651

Lampada a sospensione grande CEPA
CEPA large pendant lamp

3654

Lampada a sospensione piccola CEPA
CEPA small pendant lamp

CEPA

_ Lampada a sospensione in ceramica con rosone in metallo, montaggio in aderenza a soffitto.

_ Ceramic pendant lamp with metal ceiling mount, installation surface mount.



ceramica bianca
white aluminum



ceramica sabbia
white ceramic



ceramica grigio
black aluminum

Paralume con cavo / Lampshade with cable

sospensione
Cepa grande
Cepa large
pendant lamp

bianco
white 3651

sabbia
sand 3653

grigio
gray 3655

lampadine lighting 1 x E27 60W

compatibile con
lampadine di classe da
A a G
compatible with lightbulbs
from A to G classes



sospensione
Cepa piccola
Cepa small
pendant lamp

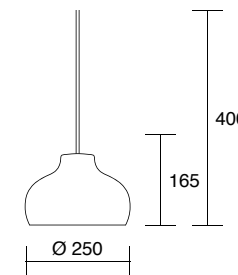
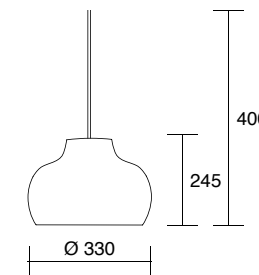
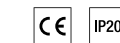
bianco
white 3650

sabbia
sand 3652

grigio
gray 3654

lampadine lighting 1 x E27 60W

compatibile con
lampadine di classe da
A a G
compatible with lightbulbs
from A to G classes

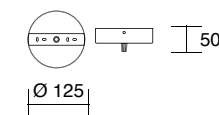


Accessori / Accessories

rosone singolo
ceiling mount
single

13650

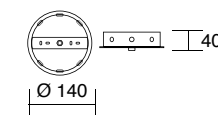
bianco
white



rosone radiale a 6
6-way radial
ceiling mount

23650

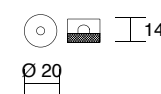
bianco
white



ancoraggi a soffitto
ceiling anchors

33650

bianco
white



gommino passacavo
grommet

43650

bianco
white



tappo per foro
cap

53650

bianco
white

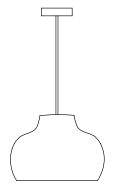


ESEMPIO ORDINE / ORDER EXAMPLE

SOSPENSIONE SINGOLA
PENDANT LAMP

3653 x 1pz.

13650 x 1pz



MODULO 2 LUCI
MODULE 2 LIGHTS

3653 x 1pz

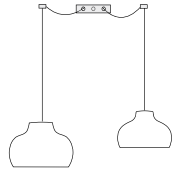
3654 x 1pz

23650 x 1pz

33650 x 2pz

43650 x 2pz

53650 x 4pz



MODULO 6 LUCI
MODULE 6 LIGHTS

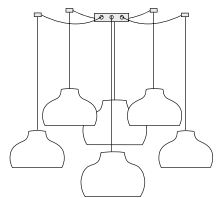
3651 x 2pz

3655 x 2pz.

23650 x 1pz

33650 x 6pz

43650 x 6pz



3653-3654

Lampada a sospensione 6 luci CEPA
CEPA Ceiling lamp with 6 lights

SPHERA

_ Lampada a sospensione in ceramica con rosone in metallo, montaggio in aderenza a soffitto. Attacco per lampadine 1XE27 60W; le lampadine non sono fornite, ma l'apparecchio è compatibile con lampadine di classe da A a G. La lunghezza dei cavi è regolabile.

_ Ceramic pendant lamp with metal ceiling mount, installation surface mount. Lamp socket is 1XE27 60W; light bulbs are not included, but the appliance is compatible with compatible with lightbulbs from A to G classes. The cables' length is adjustable.



3661

Lampada a sospensione grande SPHERA
SPHERA large pendant lamp

3658

Lampada a sospensione piccola SPHERA
SPHERA small pendant lamp

3657

Lampada a sospensione grande SPHERA
SPHERA large pendant lamp





3661-3657
3656-3658-3660
Lampada a sospensione 6 luci SPHERA
SPHERA Ceiling lamp with 6 lights

SPHERA

_ Lampada a sospensione in ceramica con rosone in metallo, montaggio in aderenza a soffitto.

_ Ceramic pendant lamp with metal ceiling mount, installation surface mount.



ceramica bianca
white aluminum



ceramica sabbia
white ceramic



ceramica grigio
black aluminum

Paralume con cavo / Lampshade with cable

sospensione
Sfera grande
Sfera large
pendant lamp

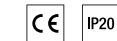
bianco 3657
white

sabbia 3659
sand

grigio 3661
gray

lampadine 1 x E27
lighting 60W

compatibile con
lampadine di classe da
A a G
compatible with lightbulbs
from A to G classes



sospensione
Sfera piccola
Sfera small
pendant lamp

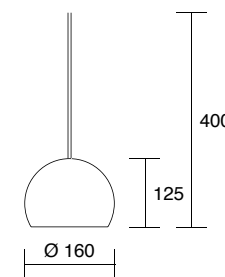
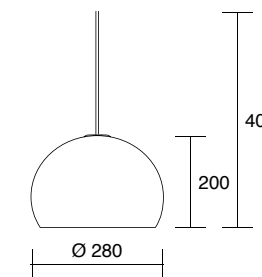
bianco 3656
white

sabbia 3658
sand

grigio 3660
gray

lampadine 1 x E27
lighting 60W

compatibile con
lampadine di classe da
A a G
compatible with lightbulbs
from A to G classes

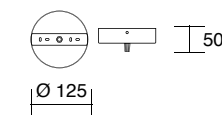


Accessori / Accessories

rosone singolo
ceiling mount
single

13650

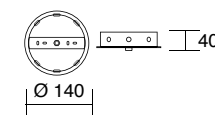
bianco
white



rosone radiale a 6
6-way radial
ceiling mount

23650

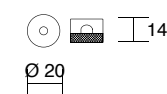
bianco
white



ancoraggi a soffitto
ceiling anchors

33650

bianco
white



gommino passacavo
grommet

43650

bianco
white



tappo per foro
cap

53650

bianco
white

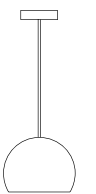


ESEMPIO ORDINE / ORDER EXAMPLE

SOSPENSIONE SINGOLA
PENDANT LAMP

3658 x 1pz.

13650 x 1pz.



MODULO 3 LUCI
MODULE 3 LIGHTS

3659 x 1pz.

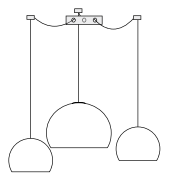
3656 x 2pz.

23650 x 1pz.

33650 x 3pz.

43650 x 3pz.

53650 x 3pz.



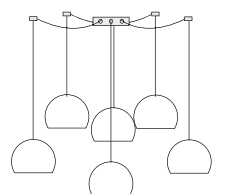
MODULO 6 LUCI
MODULE 6 LIGHTS

3661 x 3pz.

23650 x 1pz.

33650 x 6pz.

43650 x 6pz.





POTIRI

_ Lampade a sospensione in vetro bianco satinato, con rosone in metallo e montaggio in aderenza a soffitto. Attacco per lampadine 1xE27 max 60W; le lampadine non sono fornite, ma l'apparecchio è compatibile con lampadine di classe da A a G. La lunghezza dei cavi è regolabile.

_ White frosted glass pendant lamp with metal ceiling mount, installation surface mount. Lamp socket is 1xE27 max 60W; light bulbs are not included, but the appliance is compatible compatible with lightbulbs from A to G classes. The cables' length is adjustable.

3008

Lampada a sospensione piccola Potiri
Potiri small ceiling lamp

3009

Lampada a sospensione grande Potiri
Potiri large ceiling lamp



3009

Lampada a sospensione grande Potiri
Potiri large ceiling lamp



3006
Lampada a sospensione piccola Potiri
Potiri small ceiling lamp

3007
Lampada a sospensione grande Potiri
Potiri large ceiling lamp



3004
Lampada a sospensione piccola Potiri
Potiri small ceiling lamp

3005
Lampada a sospensione grande Potiri
Potiri large ceiling lamp

POTIRI

_ Lampada da parete/soffitto e lume da tavolo in vetro bianco satinato con base in metallo.
_ White frosted glass with metal base table lamp and wall/ceiling lamp.



3002
lampada da tavolo piccola Potiri
Potiri small table lamp

3001
lampada parete/soffitto grande Potiri
Potiri small wall/ceiling lamp



3002
lampada da tavolo piccola Potiri
Potiri small table lamp

3003
lampada da tavolo grande Potiri
Potiri large table lamp

POTIRI

_ Collezione in vetro bianco satinato.

Attacco per lampadine 1xE27 max 60W;
le lampadine non sono fornite, ma l'apparecchio è
compatibile con lampadine di classe da A a G.
La lunghezza dei cavi è regolabile.

_ White frosted glass collection.

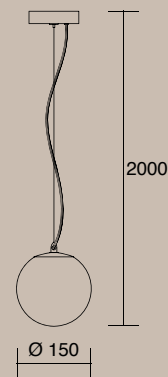
Lamp socket is 1XE27 max 60W; light bulbs are not
included, but the appliance is compatible compatible
with lightbulbs from A to G classes.
The cables' length is adjustable.

sospensione
Potiri piccola
Potiri small
pendant lamp

3004

lampadine lighting 1 x E27
60W

compatibile con
lampadine di classe da
A a G
compatible with lightbulbs
from A to G classes

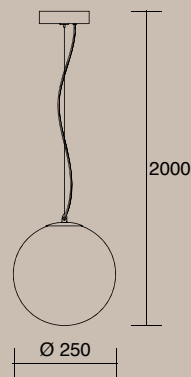



sospensione
Potiri grande
Potiri large
pendant lamp

3005

lampadine lighting 1 x E27
60W

compatibile con
lampadine di classe da
A a G
compatible with lightbulbs
from A to G classes

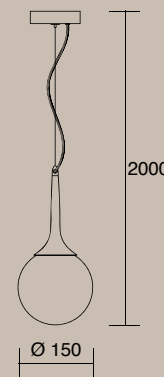


sospensione
Potiri piccolo
Potiri small
pendant lamp

3006

lampadine lighting 1 x E27
60W

compatibile con
lampadine di classe da
A a G
compatible with lightbulbs
from A to G classes

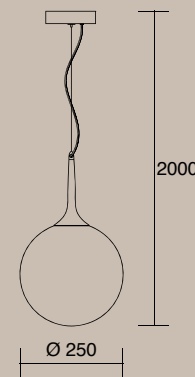


sospensione
Potiri grande
Potiri large
pendant lamp

3007

lampadine lighting 1 x E27
60W

compatibile con
lampadine di classe da
A a G
compatible with lightbulbs
from A to G classes

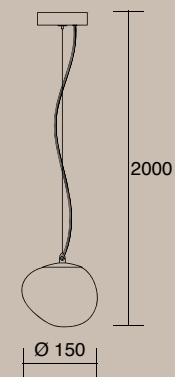


sospensione
Potiri piccola
Potiri small
pendant lamp

3008

lampadine lighting 1 x E27
60W

compatibile con
lampadine di classe da
A a G
compatible with lightbulbs
from A to G classes

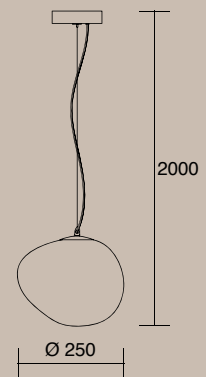


sospensione
Potiri grande
Potiri large
pendant lamp

3009

lampadine lighting 1 x E27
60W

compatibile con
lampadine di classe da
A a G
compatible with lightbulbs
from A to G classes

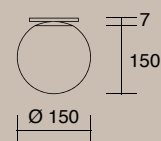


lampada parete/soffitto
piccolo Potiri
Potiri small
wall/ceiling lamp

3000

lampadine lighting 1 x E27
60W

compatibile con
lampadine di classe da
A a G
compatible with lightbulbs
from A to G classes

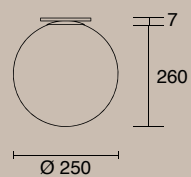


lampada parete/soffitto
grande Potiri
Potiri large
wall/ceiling lamp

3001

lampadine lighting 1 x E27
60W

compatibile con
lampadine di classe da
A a G
compatible with lightbulbs
from A to G classes

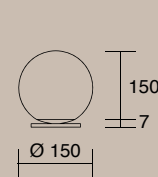


lume da tavolo
Potiri piccolo
Potiri small
table lamp

3002

lampadine lighting 1 x E27
60W

compatibile con
lampadine di classe da
A a G
compatible with lightbulbs
from A to G classes

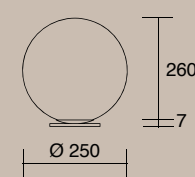


lume da tavolo
Potiri grande
Potiri large
table lamp

3003

lampadine lighting 1 x E27
60W

compatibile con
lampadine di classe da
A a G
compatible with lightbulbs
from A to G classes



FRANGIA

_ La serie Frangia monta cristalli a mattonella con un cristallo finale a losanga. La struttura è in metallo cromato con piastra in acciaio inox lucidata a specchio. Le lampadine non sono fornite, ma l'apparecchio è compatibile con lampadine di classe da A a G. La lunghezza dei cavi è regolabile.

_ Frangia style is made with square crystals with a final lozenge shaped crystal. The metal structure carries a stainless steel metal sheet with mirror finish. Light bulbs are not included, but the appliance is compatible with compatible with lightbulbs from A to G classes. The cables' length is adjustable.

2195
sospensione Frangia grande
Frangia large pendant lamp





2194
sospensione Frangia piccola
Frangia small pendant lamp



2184
plafoniera rettangolare Frangia grande
Frangia large rectangular ceiling lamp

2183
plafoniera rettangolare Frangia piccola
Frangia large rectangular ceiling lamp



2196
plafoniera quadrata Frangia grande
Frangia large square ceiling lamp



2185
plafoniera quadrata Frangia piccola
Frangia small square ceiling lamp



2187
plafoniera tonda Frangia grande
Frangia large round ceiling lamp



2188
plafoniera tonda Frangia piccola
Frangia small round ceiling lamp



2231
applique Frangia rettangolare
Frangia rectangular wall lamp



2230
applique Frangia tonda
Frangia round wall lamp



2200
lampada da tavolo Frangia
Frangia table lamp

FRANGIA

_ La serie Frangia monta cristalli a mattonella con un cristallo finale a losanga. La struttura è in metallo cromato con piastra in acciaio inox lucidata a specchio. Le lampadine non sono fornite, ma l'apparecchio è compatibile con lampadine di classe da A a G. La lunghezza dei cavi è regolabile.

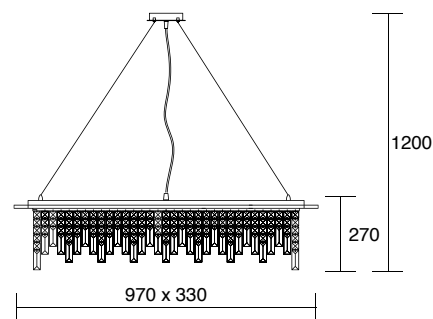
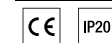
_ Frangia style is made with square crystals with a final lozenge shaped crystal. The metal structure carries a stainless steel metal sheet with mirror finish. light bulbs are not included, but the appliance is compatible with compatible with lightbulbs from A to G classes. The cables' length is adjustable.

sospensione
Frangia grande
Frangia large
pendant lamp

2195

lampadine lighting 10 x G9 40W

compatibile con lampadine di classe da A a G
compatible with lightbulbs from A to G classes

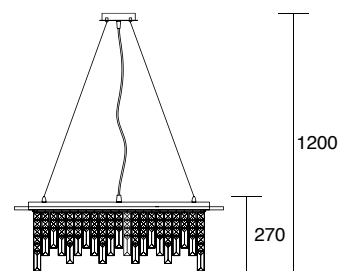


sospensione
Frangia piccola
Frangia small
pendant lamp

2194

lampadine lighting 8 x G9 40W

compatibile con lampadine di classe da A a G
compatible with lightbulbs from A to G classes

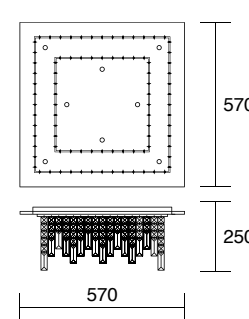
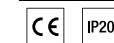


plafoniera quadrata
Frangia grande
Frangia large
square ceiling lamp

2196

lampadine lighting 12 x G9 40W

compatibile con lampadine di classe da A a G
compatible with lightbulbs from A to G classes

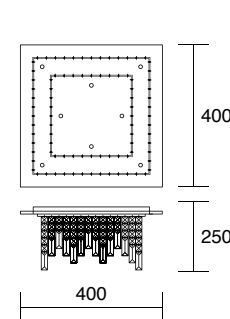


plafoniera quadrata
Frangia piccola
Frangia small
square ceiling lamp

2185

lampadine lighting 8 x G9 40W

compatibile con lampadine di classe da A a G
compatible with lightbulbs from A to G classes

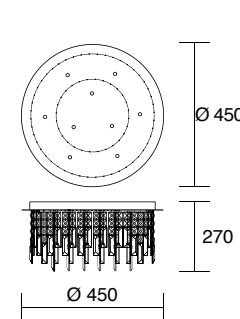


plafoniera tonda
Frangia grande
Frangia large
round ceiling lamp

2187

lampadine lighting 9 x G9 40W

compatibile con lampadine di classe da A a G
compatible with lightbulbs from A to G classes

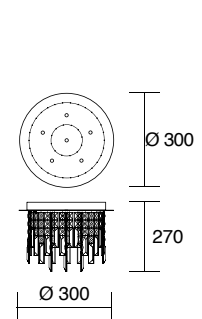
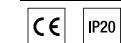


plafoniera tonda
Frangia piccola
Frangia small
round ceiling lamp

2188

lampadine lighting 6 x G9 40W

compatibile con lampadine di classe da A a G
compatible with lightbulbs from A to G classes

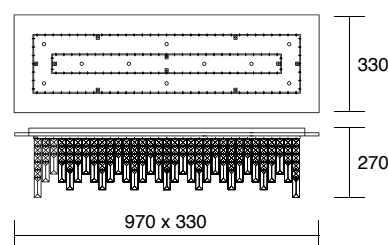



plafoniera rettangolare
Frangia grande
Frangia large
rectangular ceiling lamp

2184

lampadine lighting 10 x G9 40W

compatibile con lampadine di classe da A a G
compatible with lightbulbs from A to G classes

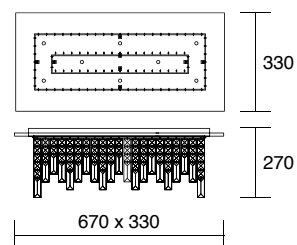


plafoniera rettangolare
Frangia grande
Frangia large
rectangular ceiling lamp

2183

lampadine lighting 8 x G9 40W

compatibile con lampadine di classe da A a G
compatible with lightbulbs from A to G classes

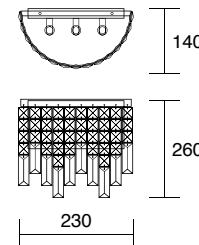
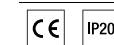


applique
Frangia tonda
Frangia round
wall lamp

2230

lampadine lighting 3 x G9 40W

compatibile con lampadine di classe da A a G
compatible with lightbulbs from A to G classes

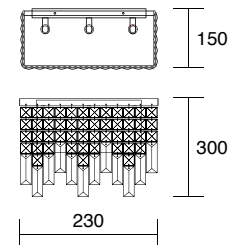
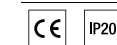


applique
Frangia rettangolare
Frangia rectangular
wall lamp

2231

lampadine lighting 3 x G9 40W

compatibile con lampadine di classe da A a G
compatible with lightbulbs from A to G classes

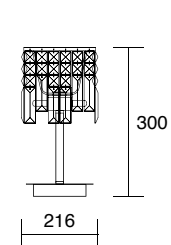
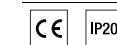


lampada da tavolo
Frangia
Frangia
table lamp

2200

lampadine lighting 2 x G9 40W

compatibile con lampadine di classe da A a G
compatible with lightbulbs from A to G classes



ROTONDO

_ Questa serie di articoli prende il nome dal tipo di cristallo utilizzato che è a taglio rotondo. Tutti modelli a plafone, si distinguono per la loro luminosità e si adattano a qualsiasi ambiente. La struttura è in metallo cromato con la piastra riflettente in acciaio inox e finitura a specchio. Le lampadine non sono fornite, ma l'apparecchio è compatibile con lampadine di classe da A a G.

_ This collection takes its name from the cut of its crystal elements, as "rotondo" means round. All models have the ceiling mount; finding location in every place they distinguish by their high luminosity. The structure is made of chromeplated metal, with a mirror-finished stainless steel reflective surface. Light bulbs are not included, but the appliance is compatible with compatible with lightbulbs from A to G classes.

3144

plafoniera tonda Rotondo grande
Rotondo round ceiling lamp large





3147
plafoniera quadrata Rotondo grande
Rotondo square ceiling lamp large



3145
plafoniera quadrata Rotondo piccola
Rotondo square ceiling lamp small



3144
plafoniera tonda Rotondo grande
Rotondo round ceiling lamp large



3148
plafoniera Rotondo romboide
Rotondo rhomboid ceiling lamp



3150
applique Rotondo
Rotondo wall lamp

ROTONDO

_ Questa serie di articoli prende il nome dal tipo di cristallo utilizzato che è a taglio rotondo. Tutti modelli a plafone, si distinguono per la loro luminosità e si adattano a qualsiasi ambiente. La struttura è in metallo cromato con la piastra riflettente in acciaio inox e finitura a specchio. Le lampadine non sono fornite, ma l'apparecchio è compatibile con lampadine di classe da A a G.

_ This collection takes its name from the cut of its crystal elements, as "rotondo" means round. All models have the ceiling mount; finding location in every place they distinguish by their high luminosity. The structure is made of chromeplated metal, with a mirror-finished stainless steel reflective surface. Light bulbs are not included, but the appliance is compatible with compatible with lightbulbs from A to G classes.



plafoniera tonda
Rotondo grande
Rotondo round
ceiling lamp large

3144

lampadine lighting 12 x G9 40W



plafoniera quadrata
Rotondo grande
Rotondo square
ceiling lamp large

3147

lampadine lighting 14 x G9 40W



plafoniera quadrata
Rotondo piccola
Rotondo square
ceiling lamp small

3145

lampadine lighting 9 x G9 40W



plafoniera Rotondo
romboide
Rotondo rhomboid
ceiling lamp

3148

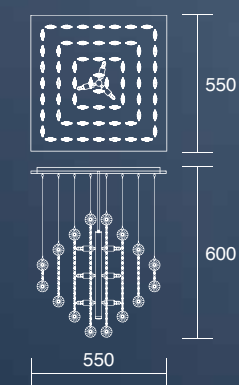
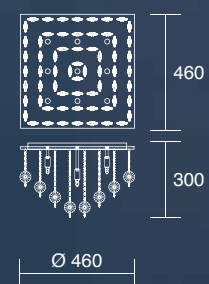
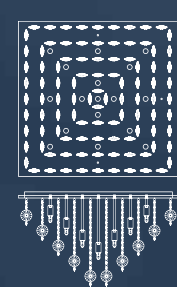
lampadine lighting 9 x G9 40W



applique Rotondo
Rotondo wall lamp

3150

lampadine lighting 3 x G9 40W





CRYSTALLIVS

_ Questa serie di articoli è composta da metallo placcato in abbinamento ad accessori in vetro. Disponibile in 3 varianti, due su base cromata con vetro molato neutro oppure fumè in aggiunta alla versione ottonata con vetro di colore ambra. Quattro diverse misure di plafoniera, pensate per adattarsi facilmente ad ambienti di varie dimensioni, offrono anche quattro diversi tipi di luminosità. Le lampadine non sono fornite, ma su questa serie si possono montare diversi tipi di lampadina che spaziano dalle alogene a quelle a LED con zoccolo E14.

_ This collection is made by plated metal in combination with glass accessories. Available in three variants, two of them on chromeplated base with beveled glass in clear and and smoked coloured in addition to the brass-plated base and amber colour glass. Four different sizes of ceiling lamps thought to be suitable for ambients of various dimensions also offer different power. We do not supply the light bulbs, but on this serie several models of E14 light bulbs can be mounted, ranging from halogen to LED.



2089CF
plafoniera Crystallivs 10 luci cromo/fumè
chrome/smoked Crystallivs ceiling lamp 10 lights



2089CF
plafoniera Crystallivs 10 luci cromo/fumè
chrome/smoked Crystallivs ceiling lamp 10 lights



2087C
plafoniera Crystallivs 6 luci cromo/neutro
chrome/clear Crystallivs ceiling lamp 6 lights



2088
plafoniera Crystallivs 8 luci ottone/ambra
brass/amber Crystallivs ceiling lamp 8 lights



2086
plafoniera Crystallivs 3 luci ottone/ambra
brass/amber Crystallivs ceiling lamp 3 lights



CRYSTALLIVS

Questa serie di articoli è composta da metallo placcato in abbinamento ad accessori in vetro. Disponibile in 3 varianti, due su base cromata con vetro molato neutro oppure fumè in aggiunta alla versione ottonata con vetro di colore ambra. Quattro diverse misure di plafoniera, pensate per adattarsi facilmente ad ambienti di varie dimensioni, offrono anche quattro diversi tipi di luminosità. Le lampadine non sono fornite, ma su questa serie si possono montare diversi tipi di lampadina che spaziano dalle alogene a quelle a LED con zoccolo E14.

This collection is made by plated metal in combination with glass accessories. Available in three variants, two of them on chrome plated base with beveled glass in clear and smoked coloured in addition to the brass-plated base and amber colour glass. Four different sizes of ceiling lamps thought to be suitable for ambients of various dimensions also offer different power. We do not supply the light bulbs, but on this serie several models of E14 light bulbs can be mounted, ranging from halogen to LED.



cromo/neutro
chrome/clear

cromo/fumè
chrome/smoked

ottone/ambra
brass/amber

plafoniera
Crystallivs 10 luci
Crystallivs ceiling lamp
10 lights

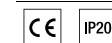
cromo/neutro 2089C
chrome/clear

cromo/fumè 2089CF
chrome/smoked

ottone/ambra 2089
brass/amber

lampadine lighting 10 x E14
40W

lampadine non incluse
bulbs not included



plafoniera
Crystallivs 8 luci
Crystallivs ceiling lamp
8 lights

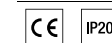
cromo/neutro 2088C
chrome/clear

cromo/fumè 2088CF
chrome/smoked

ottone/ambra 2088
brass/amber

lampadine lighting 8 x E14
40W

lampadine non incluse
bulbs not included



plafoniera
Crystallivs 6 luci
Crystallivs ceiling lamp
6 lights


cromo/neutro 2087C
chrome/clear

cromo/fumè 2087CF
chrome/smoked

ottone/ambra 2087
brass/amber

lampadine lighting 6 x E14
40W

lampadine non incluse
bulbs not included



plafoniera
Crystallivs 3 luci
Crystallivs ceiling lamp
3 lights


cromo/neutro 2086C
chrome/clear

cromo/fumè 2086CF
chrome/smoked

ottone/ambra 2086
brass/amber

lampadine lighting 3 x E14
40W

lampadine non incluse
bulbs not included



applique Crystallivs
Crystallivs wall lamp


cromo/neutro 2090C
chrome/clear

cromo/fumè 2090CF
chrome/smoked

ottone/ambra 2090
brass/amber

lampadine lighting 2 x E14
40W

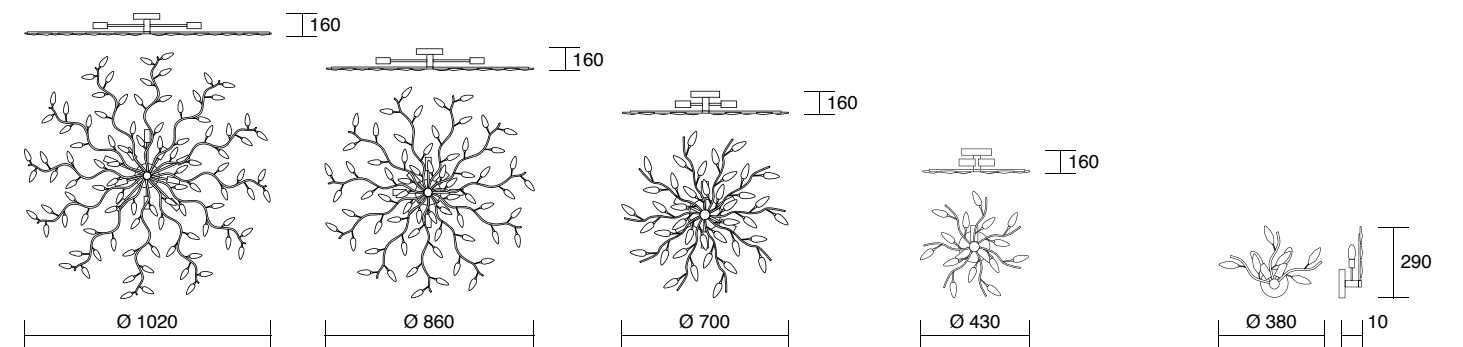
lampadine non incluse
bulbs not included



2090CF
applique Crystallivs cromo/fumè
chrome/smoked Crystallivs wall lamp

2090C
applique Crystallivs cromo/neutro
chrome/clear Crystallivs wall lamp

2090
applique Crystallivs ottone/ambra
brass/amber Crystallivs wall lamp





ISYLUCE

Una gamma sempre più ricca, sempre più attenta all'estetica e alla differenziazione. Quello che non cambia è ciò che va oltre la qualità dei prodotti: la nostra attenzione al servizio, perché la soddisfazione dei nostri clienti viene prima di ogni cosa.

An increasingly broader range, always more attentive to aesthetic appeal and variety. But what remains unchanged is what lies beyond the quality of our products: the focus we place on our service, because customer satisfaction comes first.



ALLUMINIO E METALLO
ALUMINUM AND METAL

interno | indoor



FARETTI DA INCASSO RECESS SPOTLIGHTS

_Faretto da incasso in metallo verniciato con molle in metallo adatte a cartongesso da 9 a 25 mm.

_Varnished metal recess spotlight with metal springs suitable for plasterboard thickness from 9 to 25 mm.



_Faretto da incasso in alluminio pressofuso con molle in metallo adatte a cartongesso da 9 a 25 mm.

_Die-casted aluminum recess spotlight with metal springs suitable for plasterboard thickness from 9 to 25 mm.

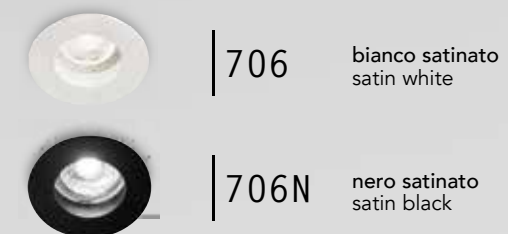
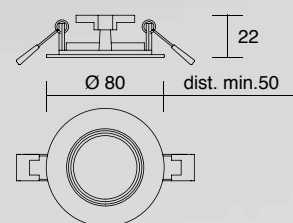


finitura finish	vernice epossidica epoxy varnish
lampada lamp	GU10 max 35W
Intercapedine minima cartongesso/soffitto Min. clearance plasterboard/ceiling	90 mm
il dispositivo è privo di lampadina light bulb not included	



705 bianco satinato
satin white

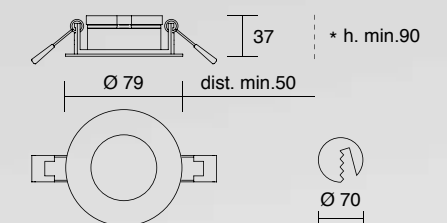
705N nero satinato
satin black



706 bianco satinato
satin white

706N nero satinato
satin black

finitura finish	vernice epossidica epoxy varnish
lampada lamp	GU10 max 35W
Intercapedine minima cartongesso/soffitto Min. clearance plasterboard/ceiling	90 mm
il dispositivo è privo di lampadina light bulb not included	




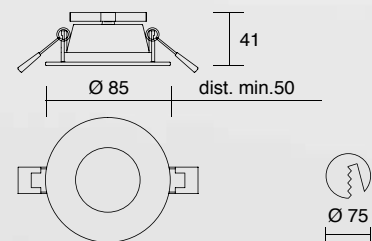
_Faretto da incasso in alluminio pressofuso con molle in metallo adatte a cartongesso da 9 a 25 mm.

_Die-casted aluminum recess spotlight with metal springs suitable for plasterboard thickness from 9 to 25 mm.



| 707

finitura finish	vernice epossidica bianco satinato epoxy varnish satin white
lampada lamp	GU10 max 35W
Intercapedine minima cartongesso/soffitto Min. clearance plasterboard/ceiling	100 mm
il dispositivo è privo di lampadina light bulb not included	

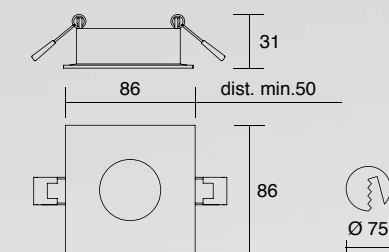
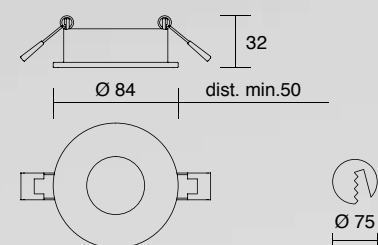


_Faretto da incasso in alluminio pressofuso con molle in metallo adatte a cartongesso da 9 a 25 mm.

_Die-casted aluminum recess spotlight with metal springs suitable for plasterboard thickness from 9 to 25 mm.




finitura finish	vernice epossidica epoxy varnish
lampada lamp	GU10 max 35W
Intercapedine minima cartongesso/soffitto Min. clearance plasterboard/ceiling	100 mm
il dispositivo è privo di lampadina light bulb not included	



finitura finish	vernice epossidica epoxy varnish
lampada lamp	GU10 max 35W
Intercapedine minima cartongesso/soffitto Min. clearance plasterboard/ceiling	100 mm
il dispositivo è privo di lampadina light bulb not included	

_Faretto da incasso in alluminio pressofuso con molle in metallo adatte a cartongesso da 9 a 25 mm.

_Die-casted aluminum recess spotlight with metal springs suitable for plasterboard thickness from 9 to 25 mm.




finitura finish	vernice epossidica epoxy varnish
lampada lamp	GU10 max 35W
Intercapedine minima cartongesso/soffitto Min. clearance plasterboard/ceiling	110 mm
il dispositivo è privo di lampadina light bulb not included	

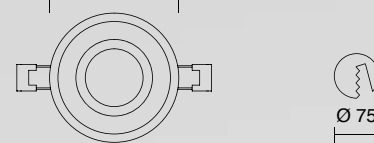
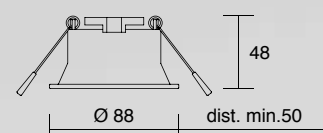
finitura finish	vernice epossidica epoxy varnish
lampada lamp	GU10 max 35W
Intercapedine minima cartongesso/soffitto Min. clearance plasterboard/ceiling	110 mm
il dispositivo è privo di lampadina light bulb not included	



708 bianco satinato
satin white



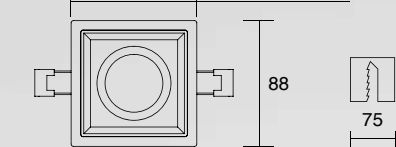
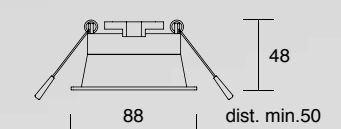
708N nero satinato
satin black



711 bianco satinato
satin white



711N nero satinato
satin black



_Faretto da incasso in metallo verniciato con molle in metallo adatte a cartongesso da 9 a 25 mm.

_Varnished metal recess spotlight with metal springs suitable for plasterboard thickness from 9 to 25 mm.



712 bianco satinato
satin white

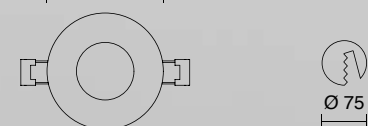
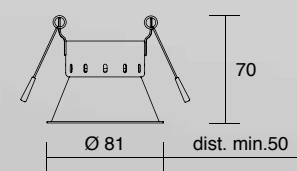


712N nero satinato
satin black



7120 oro satinato
satin gold

finitura finish	vernice epossidica epoxy varnish
lampada lamp	GU10 max 35W
Intercapedine minima cartongesso/soffitto Min. clearance plasterboard/ceiling	110 mm
il dispositivo è privo di lampadina light bulb not included	



_Faretto da incasso in alluminio pressofuso con molle in metallo adatte a cartongesso da 9 a 25 mm.

_Die-casted aluminum recess spotlight with metal springs suitable for plasterboard thickness from 9 to 25 mm.



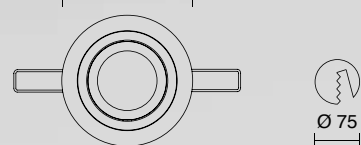
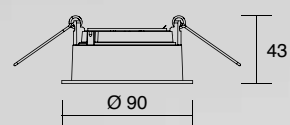
finitura finish	vernice epossidica epoxy varnish
lampada lamp	GU10 max 35W
Intercapedine minima cartongesso/soffitto Min. clearance plasterboard/ceiling	110 mm
il dispositivo è privo di lampadina light bulb not included	



713 bianco satinato
satin white



713N nero satinato
satin black



_Faretto da incasso in metallo verniciato con molle in metallo adatte a cartongesso da 9 a 25 mm.

_Varnished metal recess spotlight with metal springs suitable for plasterboard thickness from 9 to 25 mm.



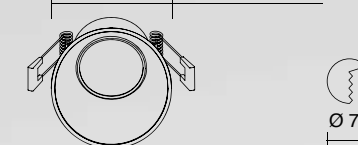
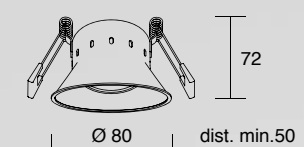
finitura finish	vernice epossidica epoxy varnish
lampada lamp	GU10 max 35W
Intercapedine minima cartongesso/soffitto Min. clearance plasterboard/ceiling	90 mm
il dispositivo è privo di lampadina light bulb not included	



714 bianco satinato
satin white



714N nero satinato
satin black



_Faretto da incasso in alluminio pressofuso con molle in metallo adatte a cartongesso da 9 a 25 mm.

_Die-casted aluminum recess spotlight with metal springs suitable for plasterboard thickness from 9 to 25 mm.



715 bianco satinato
satin white



715N nero satinato
satin black



715B0 bianco-oro satinato
satin white-gold




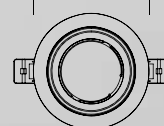
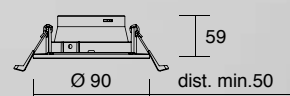
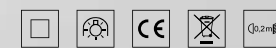
715N0 nero-oro satinato
satin black-gold

finitura
finish vernice epossidica
epoxy varnish

lampada
lamp GU10
max 35W

Intercapedine minima
cartongesso/soffitto
Min. clearance
plasterboard/ceiling 110 mm

il dispositivo è privo di lampadina
light bulb not included



_Faretto da incasso in alluminio pressofuso con molle in metallo adatte a cartongesso da 9 a 25 mm.

_Die-casted aluminum recess spotlight with metal springs suitable for plasterboard thickness from 9 to 25 mm.



finitura finish	vernice epossidica epoxy varnish
--------------------	-------------------------------------

lampada lamp	GU10 max 35W
-----------------	-----------------

Intercapedine minima cartongesso/soffitto Min. clearance plasterboard/ceiling	110 mm
--	--------

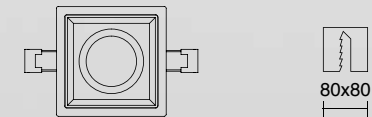
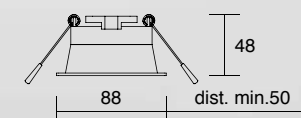
il dispositivo è privo di lampadina
light bulb not included



716 bianco satinato
satin white

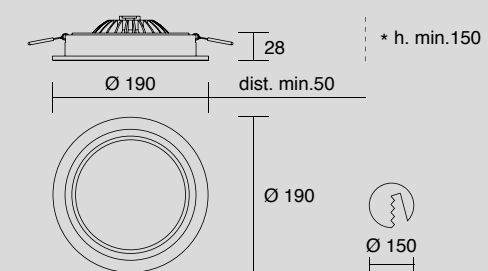


716N nero satinato
satin black



_Faretto tondo da incasso, in laminato di ferro, con molle in metallo adatte a cartongesso da 9 a 25 mm.

_Round iron sheet recess spotlight, with metal springs suitable for plasterboard's thickness from 9 to 25 mm.

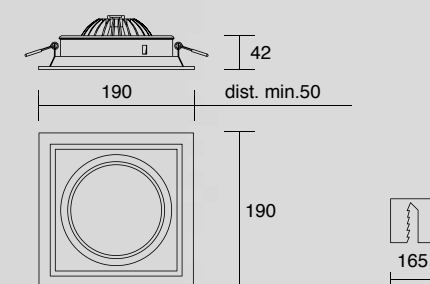


| 700

finitura finish	vernice epossidica bianco satinato epoxy varnish satin white
lampada lamp	G53 max 50W
Intercapedine minima cartongesso/soffitto Min. clearance plasterboard/ceiling	150 mm
il dispositivo è privo di lampadina light bulb not included	

_Faretto tondo da incasso, in laminato di ferro, con molle in metallo adatte a cartongesso da 9 a 25 mm.

_Round iron sheet recess spotlight, with metal springs suitable for plasterboard's thickness from 9 to 25 mm.



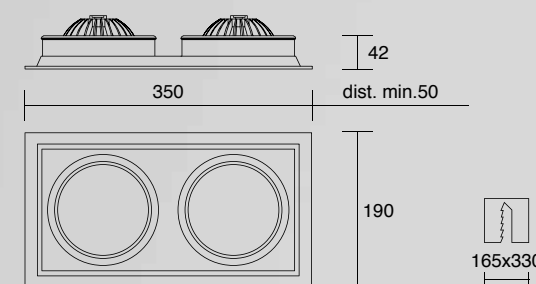
| 702

finitura finish	vernice epossidica bianco satinato epoxy varnish satin white
--------------------	---

lampada lamp	G53 max 50W
-----------------	----------------

Intercapedine minima cartongesso/soffitto Min. clearance plasterboard/ceiling	150 mm
--	--------

il dispositivo è privo di lampadina
light bulb not included



| 703

finitura finish	vernice epossidica bianco satinato epoxy varnish satin white
--------------------	---

lampada lamp	2 x G53 max 50W
-----------------	--------------------

Intercapedine minima cartongesso/soffitto Min. clearance plasterboard/ceiling	150 mm
--	--------

il dispositivo è privo di lampadina
light bulb not included



_Faretto tondo da incasso, in laminato di ferro, con molle in metallo adatte a cartongesso da 9 a 25 mm.

_Round iron sheet recess spotlight, with metal springs suitable for plasterboard's thickness from 9 to 25 mm.



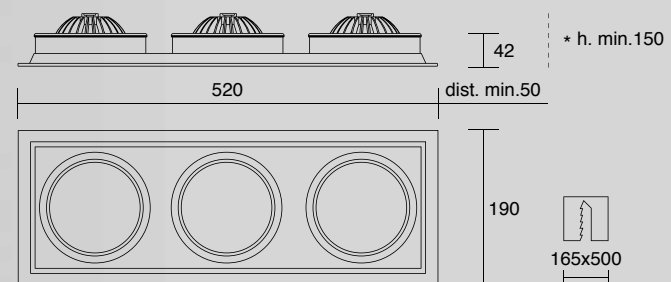
| 704

finitura
finish vernice epossidica
bianco satinato
epoxy varnish
satin white

lampada
lamp 3 x G53
max 50W

Intercapedine minima
cartongesso/soffitto
Min. clearance
plasterboard/ceiling 150 mm

il dispositivo è privo di lampadina
light bulb not included





SIMPLIE PLAFONI ED APPLIQUE CEILING/WALL LAMPS

_Plafone in alluminio, montaggio in aderenza con staffetta in metallo per cartongesso o laterizio. Riflettore cromato.

_Ceiling lamp in varnished aluminum, surface mount by metal bracket suitable for plasterboard or concrete, with chromeplated reflector.



752 bianco satinato
satin white

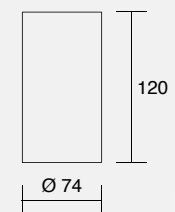


753 nero satinato
satin black

finitura
finish vernice epossidica
epoxy varnish

lampada
lamp GU10
max 28W

il dispositivo è privo di lampadina
light bulb not included





_Plafone in alluminio, montaggio in aderenza con staffetta in metallo per cartongesso o laterizio. Riflettore cromato.

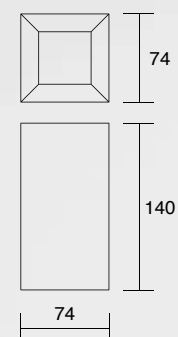

_Ceiling lamp in varnished aluminum, surface mount by metal bracket suitable for plasterboard or concrete, with chromeplated reflector.



finitura finish	vernice epossidica epoxy varnish
--------------------	-------------------------------------

lampada lamp	GU10 max 28W
-----------------	-----------------

il dispositivo è privo di lampadina
light bulb not included



751 nero satinato
satin black

APPLIQUE WALL LAMPS

_Lampada da parete in alluminio, montaggio
in aderenza a parete

_Aluminum wall lamp, installation
surface mount



764 bianco / interno oro
white / gold inside

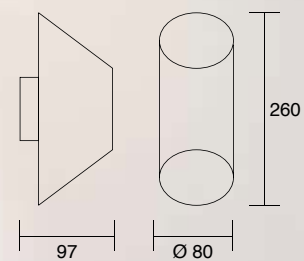
765 nero / interno oro
black / gold inside

finitura
finish vernice epossidica
epoxy varnish

lampada
lamp 1xG9
max 40W

compatibile con
lampadine di classe da A a G
compatible with lightbulbs from A to G classes

il dispositivo è privo di lampadina
light bulb not included



_Lampada da parete in alluminio, montaggio in aderenza a parete




_Alluminum wall lamp, installation surface mount

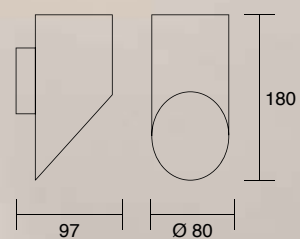


762 bianco / interno oro
white / gold inside



763 nero / interno oro
black / gold inside




finitura finish	vernice epossidica epoxy varnish
lampada lamp	1xG9 max 40W
compatibile con lampadine di classe da A a G compatible with lightbulbs from A to G classes	
il dispositivo è privo di lampadina light bulb not included	
  	

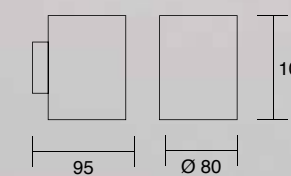


760 bianco
white



761 nero / interno bianco
black / white inside

finitura finish	vernice epossidica epoxy varnish
lampada lamp	1xG9 max 40W
compatibile con lampadine di classe da A a G compatible with lightbulbs from A to G classes	
il dispositivo è privo di lampadina light bulb not included	
  	





SIMPLIE LAMPADIE ORIENTABILI ADJUSTABLE LAMPS

Lampada orientabile da soffitto parete in alluminio verniciato, montaggio in aderenza con staffetta in metallo.

Adjustable ceiling/wall lamp in varnished aluminum, surface mount with metal bracket.



754 bianco satinato
satin white



755 nero satinato
satin black

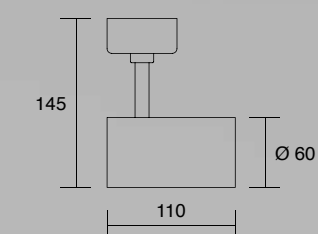



finitura
finish vernice epossidica
epoxy varnish

lampada
lamp GU10
max 28W

lampadine di classe da A a G
compatible with lightbulbs from A to G classes

il dispositivo è privo di lampadina
light bulb not included



_Lampada orientabile da soffitto parete in alluminio e metallo verniciato, montaggio in aderenza con staffetta in metallo.

_Adjustable ceiling/wall lamp in varnished aluminum and metal, surface mount with metal bracket.




finitura
finish vernice epossidica
epoxy varnish

lampada
lamp GU10
max 28W

compatibile con lampadine di classe da A a G
compatible with lightbulbs from A to G classes

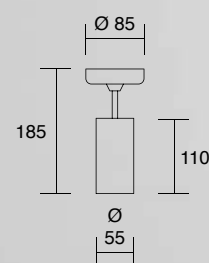
il dispositivo è privo di lampadina
light bulb not included



756 bianco satinato
satin white



756N nero satinato
satin black



757 bianco satinato
satin white



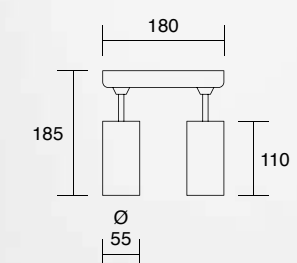
757N nero satinato
satin black

finitura
finish vernice epossidica
epoxy varnish

lampada
lamp 2 x GU10
max 28W

compatibile con lampadine di classe da A a G
compatible with lightbulbs from A to G classes

il dispositivo è privo di lampadina
light bulb not included



__Lampada orientabile da soffitto parete in alluminio e metallo verniciato, montaggio in aderenza con staffetta in metallo.

__Adjustable ceiling/wall lamp in varnished aluminum and metal, surface mount with metal bracket.



758

bianco satinato
satin white



758N

nero satinato
satin black

finitura
finish

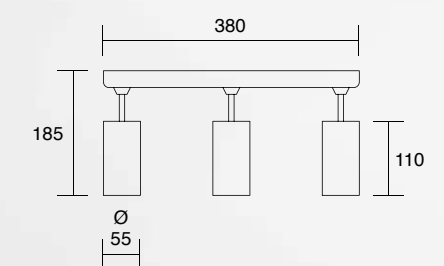

vernice epossidica
epoxy varnish

lampada
lamp

3 x GU10
max 28W

lampadine di classe da A a G
compatible with lightbulbs from A to G classes

il dispositivo è privo di lampadina
light bulb not included





Lampada orientabile da parete/soffitto in alluminio, montaggio in aderenza a parete/soffitto

Adjustable aluminum wall/ceiling lamp, installation surface mount



finitura
finish


vernice epossidica
epoxy varnish

lampada
lamp

GU10
max 28W

compatibile con lampadine di classe da A a G
compatible with lightbulbs from A to G classes

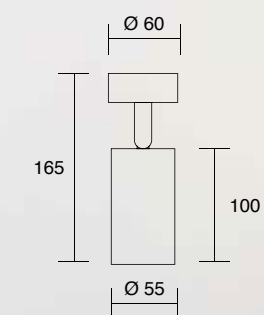
il dispositivo è privo di lampadina
light bulb not included



770 bianco sabbato
sanded white



771 nero sabbato
sanded black









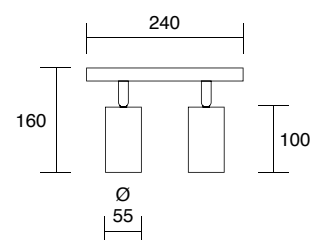
_Lampada orientabile da soffitto parete in alluminio e metallo verniciato, montaggio in aderenza con staffetta in metallo.

_Adjustable ceiling/wall lamp in varnished aluminum and metal, surface mount with metal bracket.



772 bianco sabbiato
sanded white





finitura finish	vernice epossidica epoxy varnish
lampada lamp	2 x GU10 max 28W
compatibile con lampadine di classe da A a G compatible with lightbulbs from A to G classes	
il dispositivo è privo di lampadina light bulb not included	
   	

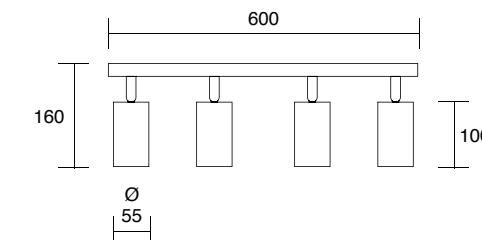


773 nero sabbiato
sanded black



774 bianco sabbiato
sanded white

finitura finish	vernice epossidica epoxy varnish
lampada lamp	4 x GU10 max 28W
compatibile con lampadine di classe da A a G compatible with lightbulbs from A to G classes	
il dispositivo è privo di lampadina light bulb not included	
   	



775 nero sabbiato
sanded black

..Lampada orientabile da soffitto parete in alluminio e metallo verniciato, montaggio in aderenza con staffetta in metallo.

..Adjustable ceiling/wall lamp in varnished aluminum and metal, surface mount with metal bracket.




finitura
finish vernice epossidica
epoxy varnish

lampada
lamp 6 x GU10
max 28W

compatibile con lampadine di classe da A a G
compatible with lightbulbs from A to G classes

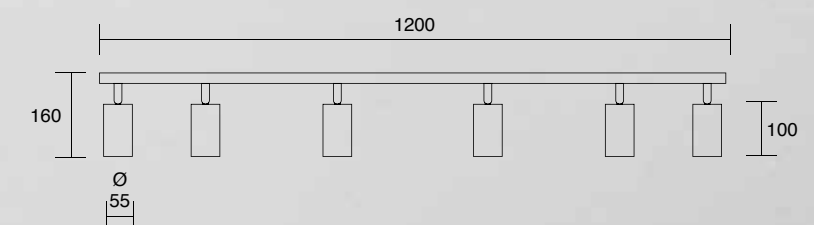
il dispositivo è privo di lampadina
light bulb not included



776 bianco sabbato
sanded white



777 nero sabbato
sanded black



_Lampada compatta orientabile da parete/
soffitto in alluminio, montaggio in aderenza a
parete/soffitto.

_Compact adjustable aluminum wall/ceiling
lamp, installation surface mount.



778 bianco sabbiato
sanded white



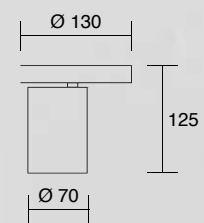

779 nero sabbiato
sanded black

finitura
finish vernice epossidica
epoxy varnish

lampada
lamp GU10
max 28W

compatibile con lampadine di classe da A a G
compatible with lightbulbs from A to G classes

il dispositivo è privo di lampadina
light bulb not included



780 bianco sabbiato
sanded white



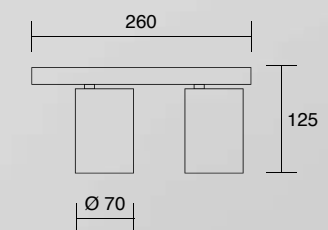

781 nero sabbiato
sanded black

finitura
finish vernice epossidica
epoxy varnish

lampada
lamp 2 x GU10
max 28W

compatibile con lampadine di classe da A a G
compatible with lightbulbs from A to G classes

il dispositivo è privo di lampadina
light bulb not included





**_Lampada compatta orientabile da parete/
soffitto in alluminio, montaggio in aderenza a
parete/soffitto.**

**_Compact adjustable aluminum wall/ceiling
lamp, installation surface mount.**



782

bianco sabbato
sanded white



783

nero sabbato
sanded black

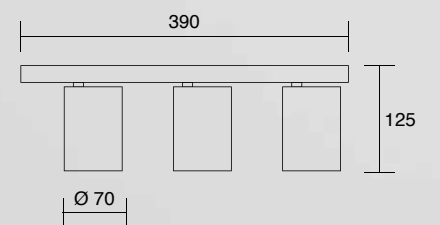



finitura finish	vernice epossidica epoxy varnish
--------------------	-------------------------------------

lampada lamp	3 x GU10 max 28W
-----------------	---------------------

compatibile con lampadine di classe da A a G
compatible with lightbulbs from A to G classes

il dispositivo è privo di lampadina
light bulb not included





_Lampada compatta orientabile da parete/soffitto in alluminio, montaggio in aderenza a parete/soffitto.

_Compact adjustable aluminum wall/ceiling lamp, installation surface mount.



784 bianco sabbato
sanded white



785 nero sabbato
sanded black



786 bianco sabbato
sanded white



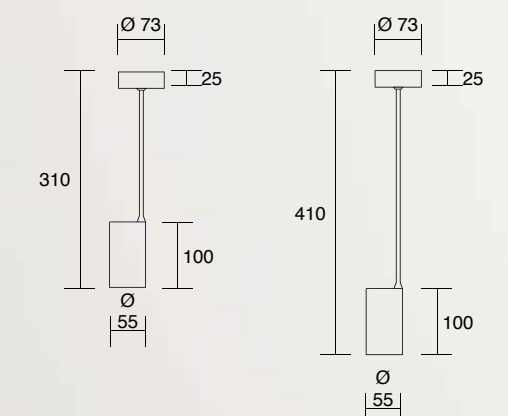

787 nero sabbato
sanded black

finitura
finish vernice epossidica
epoxy varnish

lampada
lamp GU10
max 28W

compatibile con lampadine di classe da A a G
compatible with lightbulbs from A to G classes

il dispositivo è privo di lampadina
light bulb not included

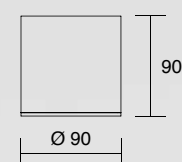
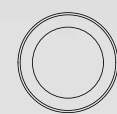




KLIN

_Lampada da soffitto in alluminio verniciato, montaggio in aderenza tramite supporto in metallo.

_Ceiling lamp in varnished aluminum, surface mount with by metal bracket.



928

3000K

928N

4000K

finitura
finish

vernice epossidica
bianco satinato
epoxy varnish
satin white

sorgente luminosa
light source

LED COB - CREE

3000K 650lm*

4000K 650lm*

potenza nominale
reference power

9W

modulo LED sostituibile - driver incluso
replaceable LED - driver included



* valore riferito alla sorgente luminosa
value relevant to the light source



_Lampada da soffitto in alluminio verniciato,
montaggio in aderenza tramite supporto in
metallo.

_Ceiling lamp in varnished aluminum,
surface mount with by metal bracket.



929 3000K
929N 4000K

finitura
finish vernice epossidica
bianco satinato
epoxy varnish
satin white

LED COB - CREE

sorgente luminosa
light source 3000K 900lm*
4000K 900lm*

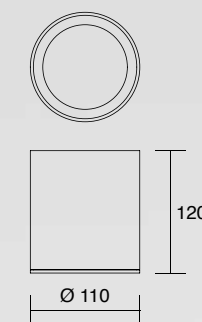
luce diretta
direct lighting

potenza nominale
reference power 15W

modulo LED sostituibile - driver incluso
replaceable LED - driver included



* valore riferito alla sorgente luminosa
value relevant to the light source

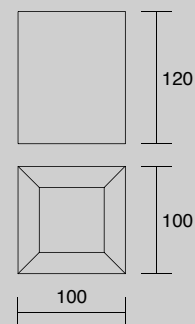




KLIN

_Lampada da soffitto in alluminio verniciato, montaggio in aderenza tramite supporto in metallo.

_Ceiling lamp in varnished aluminum, surface mount with by metal bracket.



| 927

finitura finish	vernice epossidica bianco satinato epoxy varnish satin white
sorgente luminosa light source	LED COB - EPISTAR 3000K 1620lm* luce diretta direct lighting
potenza nominale reference power	20W
diffusore in vetro sabbato modulo LED sostituibile - driver incluso sanded glass diffuser replaceable LED - driver included	
 	

* valore riferito alla sorgente luminosa
value relevant to the light source

_Lampada da soffitto in alluminio verniciato,
montaggio in aderenza tramite supporto in
metallo.

_Ceiling lamp in varnished aluminum,
surface mount with by metal bracket.



925 3000K
925N 4000K

finitura
finish vernice epossidica
bianco satinato
epoxy varnish
satin white

LED COB - EPISTAR

sorgente luminosa
light source 3000K 1080lm*
4000K 1080lm*

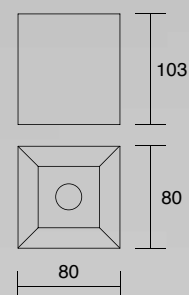
luce diretta
direct lighting

potenza nominale
reference power 12W

diffusore in vetro
modulo LED sostituibile - driver incluso
glass diffuser
replaceable LED - driver included



* valore riferito alla sorgente luminosa
value relevant to the light source



926 3000K
926N 4000K

finitura
finish vernice epossidica
bianco satinato
epoxy varnish
satin white


LED COB - EPISTAR

sorgente luminosa
light source 3000K 1080lm*
4000K 1080lm*

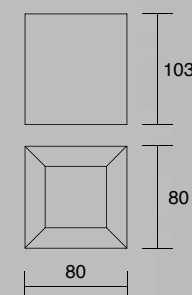
luce diretta
direct lighting

potenza nominale
reference power 12W

diffusore in vetro
modulo LED sostituibile - driver incluso
glass diffuser
replaceable LED - driver included





* valore riferito alla sorgente luminosa
value relevant to the light source



BAR

_Lampada da parete in alluminio, montaggio in aderenza a parete tramite supporto in metallo.

_Indoor aluminum wall lamp, surface wall mount with metal bracket.



900S
900SN

3000K
4000K

finitura
finish

vernice epossidica
bianco sabbato
epoxy varnish
sanded white

sorgente luminosa
light source

LED COB - EPISTAR
3000K 270lm*
4000K 270lm*

potenza nominale
reference power

3W

modulo LED sostituibile - driver incluso
replaceable LED - driver included



* valore riferito alla sorgente luminosa
value relevant to the light source



900P
900PN

3000K
4000K

finitura
finish

vernice epossidica
bianco sabbato
epoxy varnish
sanded white


sorgente luminosa
light source

LED COB - EPISTAR
3000K 540lm*
4000K 540lm*

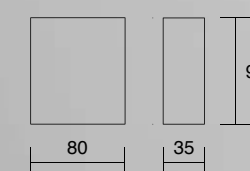
potenza nominale
reference power

6W (3W + 3W)

modulo LED sostituibile - driver incluso
replaceable LED - driver included



* valore riferito alla sorgente luminosa
value relevant to the light source



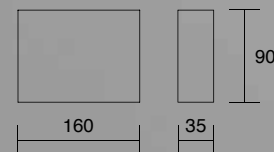
_Lampada da parete in alluminio,
montaggio in aderenza a parete tramite
supporto in metallo.

_Indoor aluminum wall lamp,
surface wall mount with metal bracket.



900-19	3000K
900-19N	4000K
finitura finish	vernice epossidica bianco sabbato epoxy varnish sanded white
sorgente luminosa light source	LED SMD San'an Optoelectronics 3000K 790lm* 4000K 790lm*
potenza nominale reference power	luce indiretta biemissione double indirect lighting 12W (6W+6W)
	diffusore in PMMA modulo LED sostituibile - driver incluso PMMA light diffuser replaceable LED - driver included
	CE IP20

* valore riferito alla sorgente luminosa
value relevant to the light source



finitura finish	vernice epossidica epoxy varnish
sorgente luminosa light source	LED SMD San'an Optoelectronics 3000K 1333lm* 4000K 1333lm*
potenza nominale reference power	luce indiretta biemissione double indirect lighting 18W
	diffusore in PMMA modulo LED sostituibile - driver incluso PMMA light diffuser replaceable LED - driver included
	CE IP20


* valore riferito alla sorgente luminosa
value relevant to the light source



901-19	3000K bianco sabbato sanded white
901-19N	4000K bianco sabbato sanded white



901-19B	3000K nero sabbato sanded black
901-19NB	4000K nero sabbato sanded black



_Lampada da parete in alluminio,
montaggio in aderenza a parete tramite
supporto in metallo.

_Indoor aluminum wall lamp,
surface wall mount with metal bracket.



finitura finish	vernice epossidica epoxy varnish
sorgente luminosa light source	LED SMD San'an Optoelectronics 3000K 1699lm* 4000K 1699lm*
potenza nominale reference power	luce indiretta biemissione double indirect lighting 24W

diffusore in PMMA
modulo LED sostituibile - driver incluso
PMMA light diffuser
replaceable LED - driver included




* valore riferito alla sorgente luminosa
value relevant to the light source

902-19 3000K
bianco sabbaiato
sanded white

902-19N 4000K
bianco sabbaiato
sanded white

902-19B 3000K
nero sabbaiato
sanded black

902-19NB 4000K
nero sabbaiato
sanded black



finitura finish	vernice epossidica epoxy varnish
sorgente luminosa light source	LED SMD San'an Optoelectronics 3000K 2336lm* 4000K 2336lm*
potenza nominale reference power	luce indiretta biemissione double indirect lighting 36W

diffusore in PMMA
modulo LED sostituibile - driver incluso
PMMA light diffuser
replaceable LED - driver included




* valore riferito alla sorgente luminosa
value relevant to the light source

903-19 3000K
bianco sabbaiato
sanded white

903-19N 4000K
bianco sabbaiato
sanded white

903-19B 3000K
nero sabbaiato
sanded black

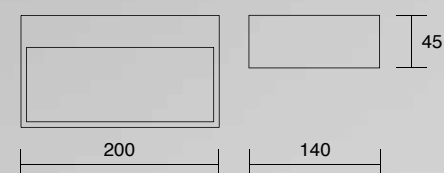
903-19NB 4000K
nero sabbaiato
sanded black



SPOT


_Lampada da parete in alluminio,
montaggio in aderenza a parete tramite
supporto in metallo.



_Indoor aluminum wall lamp,
surface wall mount with metal bracket.



910	3000K
910N	4000K
finitura finish	vernice epossidica bianco sabbato epoxy varnish sanded white
	LED EDISON
sorgente luminosa light source	3000K 540lm* 4000K 540lm*
	luce indiretta indirect lighting
potenza nominale reference power	6W
diffusore in PMMA - modulo LED sostituibile - driver incluso PMMA light diffuser - replaceable LED - driver included	
 	

* valore riferito alla sorgente luminosa
value relevant to the light source



911	3000K
911N	4000K
finitura finish	vernice epossidica bianco sabbato epoxy varnish sanded white
	LED EDISON
sorgente luminosa light source	3000K 1080lm* 4000K 1080lm*
	luce indiretta indirect lighting
potenza nominale reference power	12W
diffusore in PMMA - modulo LED sostituibile - driver incluso PMMA light diffuser - replaceable LED - driver included	
 	

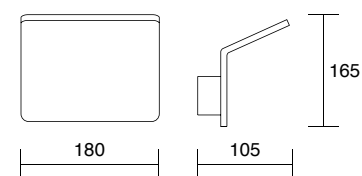
* valore riferito alla sorgente luminosa
value relevant to the light source





BUSTA

_Lampada da parete in alluminio,
montaggio in aderenza a parete tramite
supporto in metallo.

_Indoor aluminum wall lamp,
surface wall mount with metal bracket.



| 907

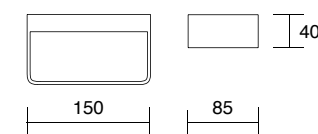
finitura finish	vernice epossidica bianco sabbaiato epoxy varnish sanded white
sorgente luminosa light source	LED EDISON 3000K 1080lm* luce indiretta indirect lighting
potenza nominale reference power	12W
diffusore in PMMA - modulo LED sostituibile - driver incluso PMMA light diffuser - replaceable LED - driver included	
 	

* valore riferito alla sorgente luminosa
value relevant to the light source



MENSOLA PICCOLA

_Lampada da parete in alluminio,
montaggio in aderenza a parete tramite
supporto in metallo.

_Indoor aluminum wall lamp,
surface wall mount with metal bracket.



| 915


finitura finish	vernice epossidica bianco sabbaiato epoxy varnish sanded white
sorgente luminosa light source	LED EDISON 3000K 615lm* luce indiretta indirect lighting
potenza nominale reference power	6W
diffusore in PMMA - modulo LED sostituibile - driver incluso PMMA light diffuser - replaceable LED - driver included	
 	

* valore riferito alla sorgente luminosa
value relevant to the light source

GRAFFA XL

_Lampada da parete in alluminio,
montaggio in aderenza a parete tramite
supporo in metallo

_Indoor aluminum wall lamp,
surface mount with metal bracket.



finitura
finish

vernice epossidica
epoxy varnish

sorgente luminosa
light source

LED COB
TYF MH191710

3000K 5200lm*


4000K 5600lm*

potenza nominale
reference power

luce indiretta
indirect lighting

40W

modulo LED sostituibile - driver incluso
replaceable LED chip - driver included



* valore riferito alla sorgente luminosa
value relevant to the light source

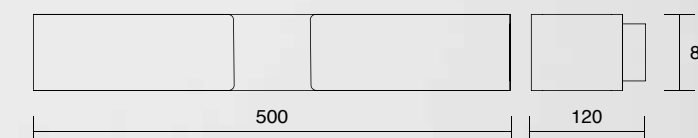


924X
3000K
bianco sabbato
sanded white

924XN
4000K
bianco sabbato
sanded white



924XB
3000K
nero sabbato
sanded black





GRAFFA

**_Lampada da parete in alluminio,
montaggio in aderenza a parete tramite
supporto in metallo.**

**_Indoor aluminum wall lamp,
surface wall mount with metal bracket.**



924P

3000K
bianco sabbaiato
sanded white

924PN

4000K
bianco sabbaiato
sanded white

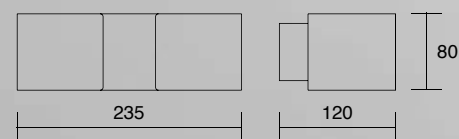


924PB

3000K
nero sabbaiato
sanded black

finitura finish	vernice epossidica epoxy varnish
	LED COB
sorgente luminosa light source	3000K 900lm* 4000K 900lm*
	luce indiretta indirect lighting
potenza nominale reference power	10W
modulo LED sostituibile - driver incluso replaceable LED - driver included	
 	

* valore riferito alla sorgente luminosa
value relevant to the light source



924G

3000K
bianco sabbaiato
sanded white

924GN

4000K
bianco sabbaiato
sanded white




924GB

3000K
nero sabbaiato
sanded black

finitura finish	vernice epossidica epoxy varnish
	LED COB
sorgente luminosa light source	3000K 1800lm* 4000K 1800lm*
	luce indiretta indirect lighting
potenza nominale reference power	20W
modulo LED sostituibile - driver incluso replaceable LED - driver included	
 	

* valore riferito alla sorgente luminosa
value relevant to the light source




HOLD

_Lampada da parete in alluminio, montaggio in aderenza a parete tramite supporto in metallo.


_Indoor aluminum wall lamp, surface wall mount with metal bracket.



finitura finish	vernice epossidica epoxy varnish
	LED COB
sorgente luminosa light source	3000K 1080lm*
	4000K 1080lm*
	luce indiretta indirect lighting
potenza nominale reference power	12W
	modulo LED sostituibile - driver incluso replaceable LED - driver included



* valore riferito alla sorgente luminosa
value relevant to the light source



928M

3000K
bianco sabbato
sanded white

928MN

4000K
bianco sabbato
sanded white

928MB

3000K
nero sabbato
sanded black

928MNB

4000K
nero sabbato
sanded black



_Lampada da parete in alluminio,
montaggio in aderenza a parete tramite
supporto in metallo.

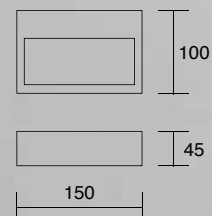
_Indoor aluminum wall lamp,
surface wall mount with metal bracket.



finitura finish	vernice epossidica epoxy varnish
	LED COB
sorgente luminosa light source	3000K 540lm*
	4000K 540lm*
	luce indiretta indirect lighting
potenza nominale reference power	6W
modulo LED sostituibile - driver incluso replaceable LED - driver included	



* valore riferito alla sorgente luminosa
value relevant to the light source



928P

3000K
bianco sabbaiato
sanded white

928PN

4000K
bianco sabbaiato
sanded white



928PB


3000K
nero sabbaiato
sanded black

928PNB


4000K
nero sabbaiato
sanded black



finitura finish	vernice epossidica epoxy varnish
	LED COB
sorgente luminosa light source	3000K 2160lm*
	4000K 2160lm*
	luce indiretta indirect lighting
potenza nominale reference power	24W
modulo LED sostituibile - driver incluso replaceable LED - driver included	



* valore riferito alla sorgente luminosa
value relevant to the light source



928G

3000K
bianco sabbaiato
sanded white

928GN

4000K
bianco sabbaiato
sanded white



928GB

3000K
nero sabbaiato
sanded black

928GNB

4000K
nero sabbaiato
sanded black

DRAPPO

_Lampada da parete in alluminio, montaggio in aderenza a parete tramite supporto in metallo.

_Indoor aluminum wall lamp, surface wall mount with metal bracket.



finitura
finish

vernice epossidica
epoxy varnish

sorgente luminosa
light source

LED COB
TYF MH191710

3000K 4680lm*

4000K 5040lm*

luce indiretta
indirect lighting

potenza nominale
reference power

36W

modulo LED sostituibile - driver incluso
replaceable LED chip - driver included



* valore riferito alla sorgente luminosa
value relevant to the light source

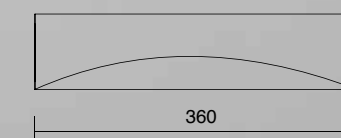



932G 3000K
bianco sabbato
sanded white

932GN 4000K
bianco sabbato
sanded white



932GB 3000K
nero sabbato
sanded black



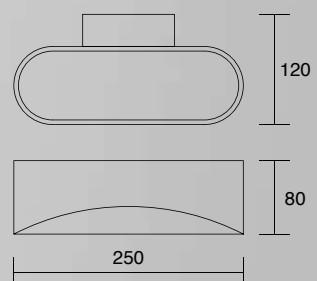
_Lampada da parete in alluminio,
montaggio in aderenza a parete tramite
supporto in metallo.

_Indoor aluminum wall lamp,
surface wall mount with metal bracket.



finitura finish	vernice epossidica epoxy varnish
	LED COB - EPISTAR
	3000K 1600lm*
sorgente luminosa light source	4000K 1600lm*
	luce indiretta mono emissione single indirect lighting
	modulo LED sostituibile - driver incluso replaceable LED chip - driver included
potenza nominale reference power	20W
	CE X IP20

* valore riferito alla sorgente luminosa
value relevant to the light source



932 3000K
bianco sabbato
sanded white

932N 4000K
bianco sabbato
sanded white



932B 3000K
nero sabbato
sanded black

932BN 4000K
nero sabbato
sanded black





**_Lampada da parete in alluminio,
montaggio in aderenza a parete tramite
supporto in metallo.**

**_Indoor aluminum wall lamp,
surface wall mount with metal bracket.**



933

3000K
bianco sabbato
sanded white

933N

4000K
bianco sabbato
sanded white





933B

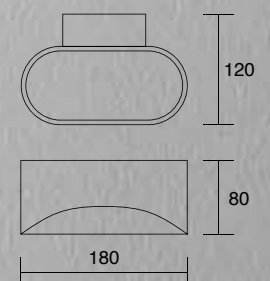
3000K
nero sabbato
sanded black

933BN

4000K
nero sabbato
sanded black

finitura finish	vernice epossidica epoxy varnish
	LED COB - EPISTAR
sorgente luminosa light source	3000K 800lm*
	4000K 800lm*
	luce indiretta indirect lighting
potenza nominale reference power	10W
modulo LED sostituibile - driver incluso replaceable LED chip - driver included	
 	

* valore riferito alla sorgente luminosa
value relevant to the light source



EDGE

_Lampada da parete in alluminio,
montaggio in aderenza a parete tramite
supporto in metallo.

_Indoor aluminum wall lamp,
surface wall mount with metal bracket.



finitura
finish

vernice epossidica
epoxy varnish

sorgente luminosa
light source

LED SMD
San'an Optoelectronics

3000K 1400lm*


4000K 1400lm*

luce indiretta
indirect lighting

potenza nominale
reference power

18W

diffusore in PMMA
modulo LED sostituibile - driver incluso
PMMA light diffuser
replaceable LED - driver included



* valore riferito alla sorgente luminosa
value relevant to the light source

955

3000K
bianco sabbato
sanded white

955N

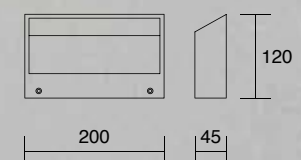
4000K
bianco sabbato
sanded white

955B

3000K
nero sabbato
sanded black

955BN

4000K
nero sabbato
sanded black





_Lampada da parete in alluminio,
montaggio in aderenza a parete tramite
supporto in metallo.

_Indoor aluminum wall lamp,
surface wall mount with metal bracket.



956

3000K
bianco sabbato
sanded white

956N

4000K
bianco sabbato
sanded white



956B

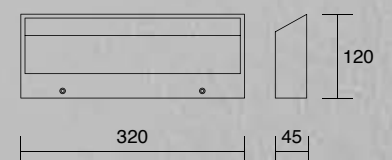
3000K
nero sabbato
sanded black

956BN

4000K
nero sabbato
sanded black

finitura finish	vernice epossidica epoxy varnish
	LED SMD San'an Optoelectronics
sorgente luminosa light source	3000K 2000lm* CRI 81,7 ra 4000K 2000lm* CRI 81,7 ra
	luce indiretta indirect lighting
potenza nominale reference power	30W
	driver incluso - diffusori in PMMA integrated driver - PMMA diffuser
	CE  IP20

* valore riferito alla sorgente luminosa
value relevant to the light source





_Lampada da parete in alluminio, montaggio in aderenza a parete tramite supporto in metallo.


_Indoor aluminum wall lamp, surface wall mount with metal bracket.



finitura finish	vernice epossidica epoxy varnish
	LED SMD San'an Optoelectronics
sorgente luminosa light source	3000K 4000lm*
	4000K 4000lm*
	luce indiretta indirect lighting

potenza nominale reference power	50W
-------------------------------------	-----

diffusore in PMMA
modulo LED sostituibile - driver incluso
PMMA light diffuser
replaceable LED - driver included



* valore riferito alla sorgente luminosa
value relevant to the light source




957
3000K
bianco sabbaiato
sanded white

957N
4000K
bianco sabbaiato
sanded white



957B
3000K
nero sabbaiato
sanded black

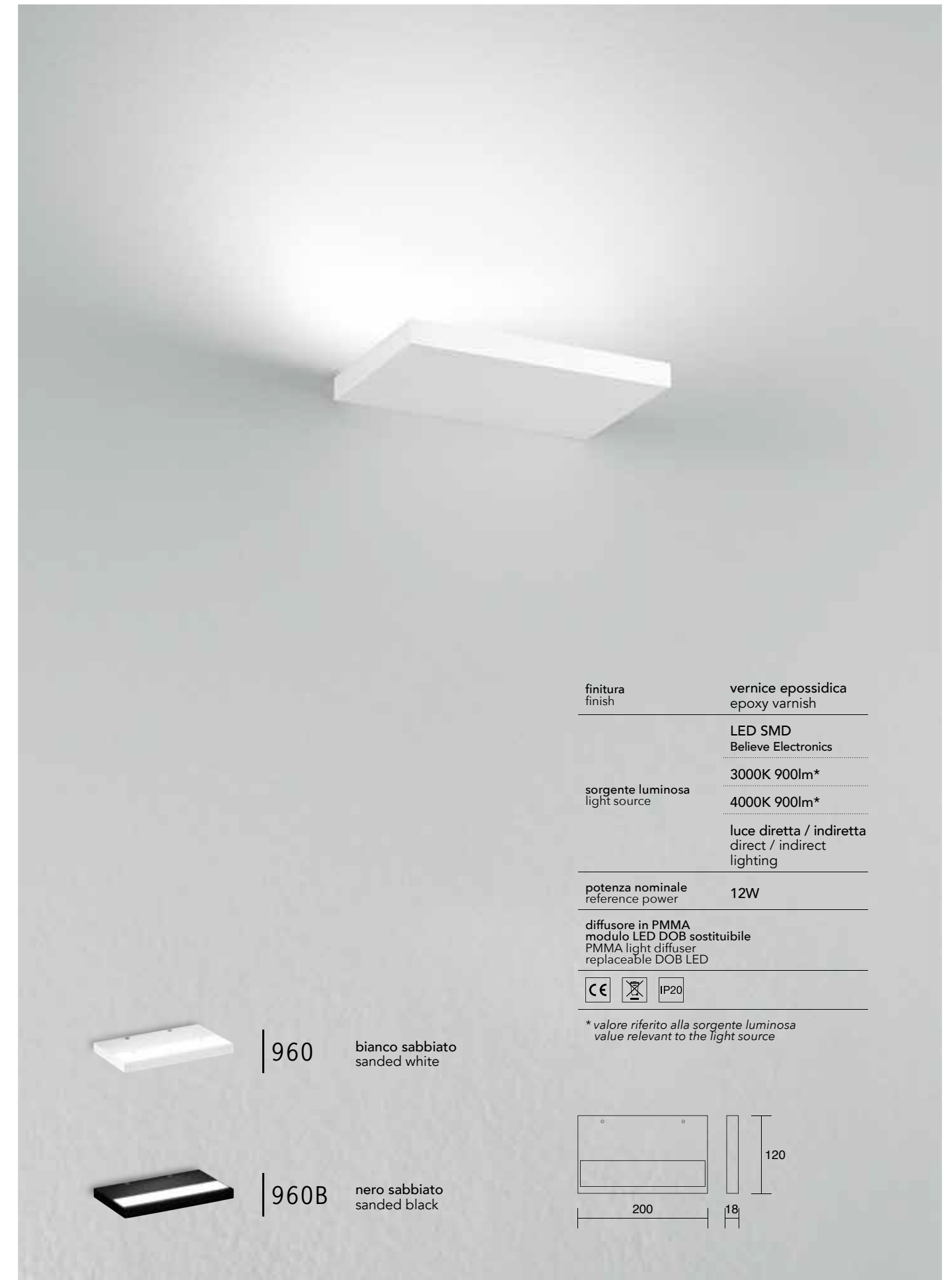
957BN
4000K
nero sabbaiato
sanded black



PLATE

_Lampada da parete in alluminio,
montaggio in aderenza a parete
tramite supporto in metallo.

_Indoor aluminum wall lamp,
surface wall mount with metal bracket.



finitura finish	vernice epossidica epoxy varnish
	LED SMD Believe Electronics
sorgente luminosa light source	3000K 900lm* 4000K 900lm*
	luce diretta / indiretta direct / indirect lighting
potenza nominale reference power	12W
diffusore in PMMA modulo LED DOB sostituibile PMMA light diffuser replaceable DOB LED	
 	

* valore riferito alla sorgente luminosa
value relevant to the light source



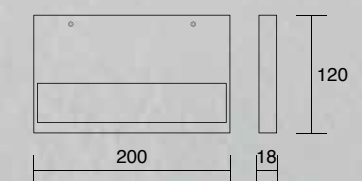
960

bianco sabbato
sanded white



960B

nero sabbato
sanded black





_ Lampada da parete in alluminio,
montaggio in aderenza a parete tramite
supporto in metallo.

_ Indoor aluminum wall lamp,
surface wall mount with metal bracket.



finitura finish	vernice epossidica epoxy varnish
sorgente luminosa light source	LED SMD Believe Electronics
	3000K 1800lm 4000K 1800lm
	luce diretta / indiretta direct / indirect lighting
potenza nominale reference power	24W
diffusore in PMMA modulo LED DOB sostituibile PMMA light diffuser replaceable DOB LED	
 	

* valore riferito alla sorgente luminosa
value relevant to the light source



961 bianco sabbato
sanded white



961B nero sabbato
sanded black




PLATE DUPLEX

_Lampada da parete in alluminio,
montaggio in aderenza a parete tramite
supporto in metallo.

_Indoor aluminum wall lamp,
surface wall mount with metal bracket.



finitura finish	vernice epossidica epoxy varnish
	LED SMD Changfang
	3000K 1125lm
sorgente luminosa light source	4000K 1125lm
	luce diretta / indiretta direct / indirect lighting
potenza nominale reference power	15W
diffusore in PMMA modulo LED e Driver sostituibili PMMA light diffuser replaceable LED and Driver	
 	

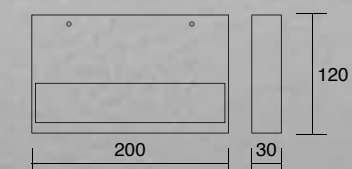
* valore riferito alla sorgente luminosa
value relevant to the light source



962 bianco sabbato
sanded white



962B nero sabbato
sanded black



_Lampada da parete in alluminio,
montaggio in aderenza a parete tramite
supporto in metallo.

_Indoor aluminum wall lamp,
surface wall mount with metal bracket.



finitura finish	vernice epossidica epoxy varnish
	LED SMD Changfang
sorgente luminosa light source	3000K 2250lm 4000K 2250lm
	luce diretta / indiretta direct / indirect lighting
potenza nominale reference power	40W
diffusore in PMMA modulo LED e Driver sostituibili PMMA light diffuser replaceable LED and Driver	



* valore riferito alla sorgente luminosa
value relevant to the light source




963

bianco sabbato
sanded white



963B

nero sabbato
sanded black

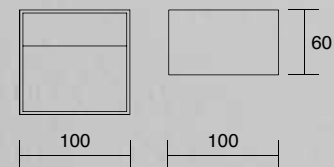




KUBIE

_Lampada da parete in alluminio, montaggio in aderenza a parete tramite supporto in metallo.

_Indoor aluminum wall lamp, surface wall mount with metal bracket.



| 919

finitura finish	vernice epossidica bianco sabbaiato epoxy varnish sanded white
sorgente luminosa light source	LED COB - EDISON 3000K 480lm* luce indiretta indirect lighting
potenza nominale reference power	6W
modulo LED sostituibile - driver incluso replaceable LED - driver included	
 	

* valore riferito alla sorgente luminosa
value relevant to the light source

KUBIE 10




| 950

bianco sabbaiato
sanded white

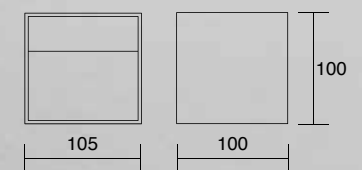


| 950B

nero sabbaiato
sanded black

finitura finish	vernice epossidica epoxy varnish
sorgente luminosa light source	LED EPISTAR 3000K 800lm* luce indiretta indirect lighting
potenza nominale reference power	10W
modulo LED sostituibile - driver incluso replaceable LED - driver included	
 	


* valore riferito alla sorgente luminosa
value relevant to the light source



QUADRO

_Lampada da parete in acciaio e ABS,
montaggio in aderenza tramite staffa in
metallo.

_Steel and ABS wall lamp, surface mount
by metal bracket.

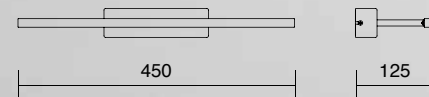


_Lampada da parete in acciaio e ABS,
montaggio in aderenza tramite staffa in
metallo.

_Steel and ABS wall lamp, surface mount
by metal bracket.



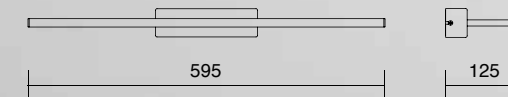
934	3000K
934N	4000K
finitura finish	finitura a specchio mirror finish
	LED SMD - MASONLED
sorgente luminosa light source	3000K 407lm* 4000K 407lm*
	luce diretta direct lighting
potenza nominale reference power	8W
diffusore in PMMA modulo LED sostituibile - driver incluso PMMA light diffuser replaceable LED - driver included	
CE	IP20



* valore riferito alla sorgente luminosa
value relevant to the light source



935	3000K
935N	4000K
finitura finish	finitura a specchio mirror finish
	LED SMD - MASONLED
sorgente luminosa light source	3000K 603lm* 4000K 603lm*
	luce diretta direct lighting
potenza nominale reference power	12W
diffusore in PMMA modulo LED sostituibile - driver incluso PMMA light diffuser replaceable LED - driver included	
CE	IP20



* valore riferito alla sorgente luminosa
value relevant to the light source



936
936N

3000K
4000K

finitura
finish

finitura a specchio
mirror finish

LED SMD - MASONLED

sorgente luminosa
light source

3000K 469lm*
4000K 469lm*

luce diretta
direct lighting

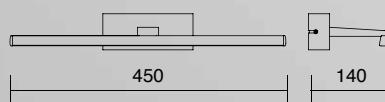
potenza nominale
reference power

8W

diffusore in PMMA
modulo LED sostituibile - driver incluso
PMMA light diffuser
replaceable LED - driver included



* valore riferito alla sorgente luminosa
value relevant to the light source



937
937N

3000K
4000K

finitura
finish

finitura a specchio
mirror finish

LED SMD - MASONLED

sorgente luminosa
light source

3000K 772lm*
4000K 772lm*

luce diretta
direct lighting

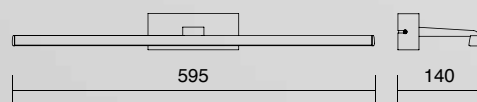
potenza nominale
reference power

12W

diffusore in PMMA
modulo LED sostituibile - driver incluso
PMMA light diffuser
replaceable LED - driver included



* valore riferito alla sorgente luminosa
value relevant to the light source



Lampada da parete in acciaio e ABS,
montaggio in aderenza tramite staffa in
metallo.

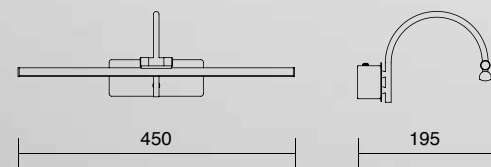
Steel and ABS wall lamp, surface mount
by metal bracket.

_Lampada da parete in acciaio e ABS,
montaggio in aderenza tramite staffa in
metallo.

_Steel and ABS wall lamp, surface mount
by metal bracket.



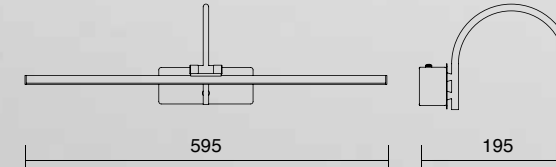
941	3000K
941N	4000K
finitura finish	finitura a specchio mirror finish
	LED SMD - MASONLED
sorgente luminosa light source	3000K 518lm* 4000K 518lm*
	luce diretta direct lighting
potenza nominale reference power	8W
diffusore in PMMA modulo LED sostituibile - driver incluso PMMA light diffuser replaceable LED - driver included	
 	



* valore riferito alla sorgente luminosa
value relevant to the light source




942	3000K
942N	4000K
finitura finish	finitura a specchio mirror finish
	LED SMD - MASONLED
sorgente luminosa light source	3000K 735lm* 4000K 735lm*
	luce diretta direct lighting
potenza nominale reference power	12W
diffusore in PMMA modulo LED sostituibile - driver incluso PMMA light diffuser replaceable LED - driver included	
 	



* valore riferito alla sorgente luminosa
value relevant to the light source


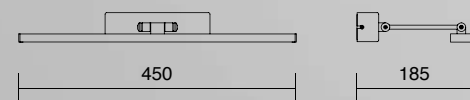
_Lampada da parete in acciaio e ABS,
montaggio in aderenza tramite staffa in
metallo.

_Steel and ABS wall lamp, surface mount
by metal bracket.



938	3000K
938N	4000K
finitura finish	finitura a specchio mirror finish
	LED SMD - MASONLED
sorgente luminosa light source	3000K 460lm*
	4000K 460lm*
	luce diretta direct lighting
potenza nominale reference power	8W
diffusore in PMMA modulo LED sostituibile - driver incluso PMMA light diffuser replaceable LED - driver included	
  	

* valore riferito alla sorgente luminosa
value relevant to the light source



_Lampada da parete in acciaio e ABS,
montaggio in aderenza tramite staffa in
metallo.


_Steel and ABS wall lamp, surface mount
by metal bracket.




939	3000K
939N	4000K
finitura finish	finitura a specchio mirror finish
	LED SMD - MASONLED
sorgente luminosa light source	3000K 711lm* 4000K 711lm*
	luce diretta direct lighting
potenza nominale reference power	12W
diffusore in PMMA modulo LED sostituibile - driver incluso PMMA light diffuser replaceable LED - driver included	



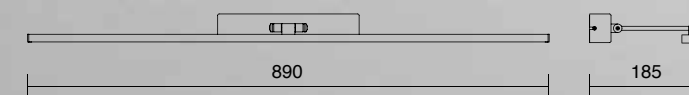
* valore riferito alla sorgente luminosa
value relevant to the light source



940	3000K
940N	4000K
finitura finish	finitura a specchio mirror finish
	LED SMD - MASONLED
sorgente luminosa light source	3000K 856lm* 4000K 856lm*
	luce diretta direct lighting
potenza nominale reference power	18W
diffusore in PMMA modulo LED sostituibile - driver incluso PMMA light diffuser replaceable LED - driver included	



* valore riferito alla sorgente luminosa
value relevant to the light source





_Lampada da parete in metallo, montaggio in aderenza tramite supporto in metallo.

_Metal wall lamp, surface mount by metal bracket.

finitura finish	vernice epossidica epoxy varnish
	LED EPISTAR
sorgente luminosa light source	3000K 1080lm*
	luce diretta direct lighting
potenza nominale reference power	12W
diffusore in PMMA modulo LED sostituibile - driver incluso PMMA light diffuser replaceable LED - driver included	
 	

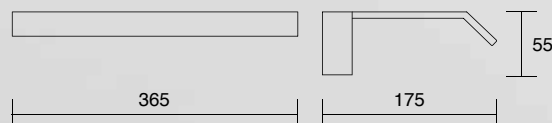
* valore riferito alla sorgente luminosa
value relevant to the light source



917M bianco sabbato
sanded white



917MN nero sabbato
sanded black



new



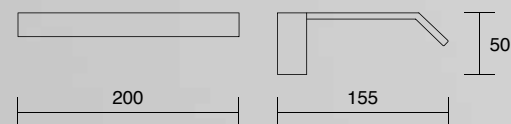
_Lampada da parete in metallo, montaggio in aderenza tramite supporto in metallo.

_Metal wall lamp, surface mount by metal bracket.

917P

finitura finish	vernice epossidica bianco sabbato epoxy varnish sanded white
	LED EPISTAR
sorgente luminosa light source	3000K 540lm*
	luce diretta direct lighting
potenza nominale reference power	6W
	diffusore in PMMA modulo LED sostituibile - driver incluso PMMA light diffuser replaceable LED - driver included
	CE IP20

* valore riferito alla sorgente luminosa
value relevant to the light source



_Lampada da parete in metallo, montaggio in aderenza tramite supporto in metallo.

_Metal wall lamp, surface mount by metal bracket.

finitura finish	vernice epossidica epoxy varnish
	LED EPISTAR
sorgente luminosa light source	3000K 1620lm*
	luce diretta direct lighting
potenza nominale reference power	18W
	diffusore in PMMA modulo LED sostituibile - driver incluso PMMA light diffuser replaceable LED - driver included
	CE IP20

* valore riferito alla sorgente luminosa
value relevant to the light source


new



917G bianco sabbato
sanded white



917GN nero sabbato
sanded black

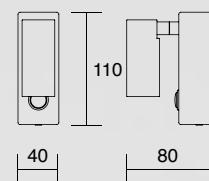




ZENIT

**_Lampada da parete in alluminio,
montaggio in aderenza a parete tramite
staffa in metallo, braccio con snodo a sfera**

**_Indoor aluminum wall lamp,
surface wall mount with metal bracket,
arm with spherical joint**



| 943

finitura finish	metallo cromato, finitura a specchio mirror finish chrome - plated metal
sorgente luminosa light source	LED COB - CREE 3000K 360lm* luce diretta - angolo 38° direct lighting - light cone 38°
potenza nominale reference power	3W

diffusore in PMMA
modulo LED sostituibile - driver incluso
PMMA light diffuser
replaceable LED - driver included



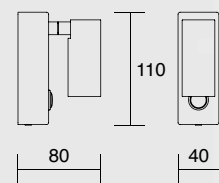
* valore riferito alla sorgente luminosa
value relevant to the light source





**_Lampada da parete in alluminio,
montaggio in aderenza a parete tramite
staffa in metallo, braccio con snodo a sfera**

**_Indoor aluminum wall lamp,
surface wall mount with metal bracket,
arm with spherical joint**



| 944

finitura finish	metallo cromato, finitura a specchio mirror finish chrome - plated metal
sorgente luminosa light source	LED COB - CREE 3000K 360lm* luce diretta - angolo 38° direct lighting - light cone 38°
potenza nominale reference power	3W

diffusore in PMMA
modulo LED sostituibile - driver incluso
PMMA light diffuser
replaceable LED - driver included



* valore riferito alla sorgente luminosa
value relevant to the light source





NADIR

_Lampada da parete in alluminio,
montaggio in aderenza a parete tramite
staffa in metallo, braccio con snodo a sfera

_Indoor aluminum wall lamp,
surface wall mount with metal bracket,
arm with spherical joint



945

bianco satinato
satin white

new

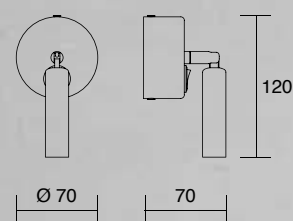


945N

nero satinato
satin black

finitura finish	vernice epossidica epoxy varnish
sorgente luminosa light source	LED COB - SAMSUNG 3000K 360lm* luce diretta - angolo 38° direct lighting - light cone 38°
potenza nominale reference power	3W
diffusore in PMMA modulo LED sostituibile - driver incluso PMMA light diffuser replaceable LED - driver included	
 	

* valore riferito alla sorgente luminosa
value relevant to the light source





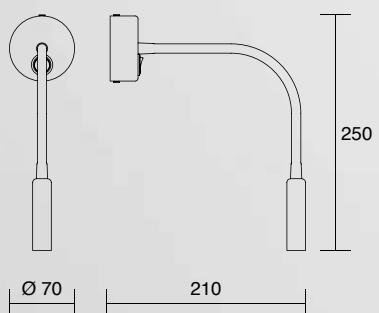
B-LIGHT

_Lampada da parete in ferro/alluminio
montaggio in aderenza tramite staffa
in metallo, braccio flessibile.

_Steel/aluminum wall lamp, surface
mount by metal bracket, flexible arm.

finitura finish	vernice epossidica epoxy varnish
sorgente luminosa light source	LED COB - SAMSUNG 3000K 360lm*
potenza nominale reference power	luce diretta - angolo 38° direct lighting - light cone 38° 3W
LED e driver integrati - diffusori in PMMA integrated LED and driver - PMMA diffuser	
  	

* valore riferito alla sorgente luminosa
value relevant to the light source



947

bianco satinato
satin white



new

947N

nero satinato
satin black



**GESSO
PLASTER**

interno | indoor







TUTTI I NOSTRI FARETTI IN GESSO A SCOMPARSA, INTRODUCONO UN NUOVO SISTEMA D'INSTALLAZIONE CHE OTTIMIZZA I TEMPI DI MONTAGGIO E FINITURA DELLA SUPERFICIE. L'INTRODUZIONE DEL GRADINO SULLA PARTE FRONTALE HA MIGLIORATO NOTEVOLMENTE LA QUALITÀ DEL NOSTRO PRODOTTO IN QUANTO IL RISULTATO FINALE DONA UN'ESTETICA PIÙ PULITA AL FARETTO UNA VOLTA INSTALLATO.

ALL OUR PLASTER SPOTLIGHTS FOR RECESSED INSTALLATION INTRODUCE A NEW SYSTEM TO OPTIMIZE THE TIME FOR INSTALLATION AND SURFACE FINISH. THE INTRODUCTION OF THE STEP ON THE FRONT SIDE HAS GREATLY IMPROVED THE QUALITY OF OUR PRODUCT AS THE END RESULT GIVES A CLEANER LOOK TO THE SPOTLIGHT ONCE INSTALLED.

Accorgimenti da rispettare. Il gradino sporgente deve rimanere a filo del cartongesso; in questo modo si formerà una piccola intercapedine (rientranza) tra il bordo del cartongesso tagliato ed il gradino stesso. Questa intercapedine andrà riempita con lo stucco per pareggiare la superficie del faretto con il cartongesso. Questo gradino svolge il ruolo di cornice attorno alla sede dove verrà inserita la lampadina, limitando la zona della rasatura/stuccatura alla parte esterna del faretto, in modo da tenere l'interno pulito. Con questo accorgimento si evita di dovere ritoccare anche l'interno del faretto dove lo stucco può penetrare in fase di finitura. Questa intercapedine crea anche più spazio in profondità per chi volesse installare la rete anticrepa, in modo da non formare spessore esternamente alla superficie del faretto. Nella foto si vede il faretto su una sezione di cartongesso.

Precautions to be observed. The protruding step should remain flush with the surface; in this manner a small gap (recess) will be formed between the edge of the surface's cut and the step itself. This gap will need to be filled with plaster to level-out the surface of the spotlight and the plasterboard. This step plays the role of frame around the recess where the light-bulb will be set-up, limiting the area of the shaving / plastering to the outer side of the spotlight, in order to keep the interior clean. This arrangement avoids then having to retouch also the interior of the spotlight where the plaster can penetrate during the finishing phase. This gap also creates more room in depth for those wishing to install the anti-crack net, so as not to form unwanted thickness externally to the surface of the spotlight. In the picture you can see the spotlight mounted on a plasterboard section.




GYPSOS FARETTI DA INCASSO RECESS SPOTLIGHT

_Faretti in gesso, montaggio incasso a scomparsa con staffe incorporate in alluminio per cartongesso da 9 a 18 mm.

_Spotlights in gypsum, mount hide-away recess with built-in aluminum brackets suitable for board's thickness from 9 to 18 mm.


| 801

finitura finish	bianco tintegeabile paintable white	
--------------------	--	---

lampada lamp	GU10 220V 35W
-----------------	------------------

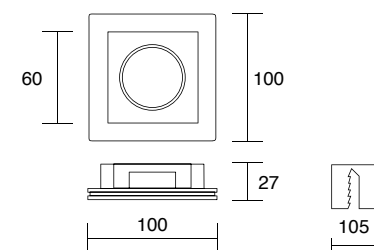
Intercapedine minima cartongesso/soffitto Min. clearance plasterboard/ceiling	80 mm
--	-------

il dispositivo è privo di lampadina
light bulb not included



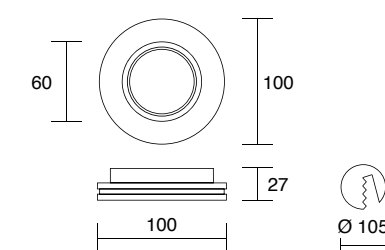
801CF

cassaforma per calcestruzzo/laterizio
(vedi pag. 478)
formwork for concrete/brick
(see page 478)




802CF

cassaforma per calcestruzzo/laterizio
(vedi pag. 478)
formwork for concrete/brick
(see page 478)



| 802

finitura finish	bianco tintegeabile paintable white	
--------------------	--	---

lampada lamp	GU10 220V 35W
-----------------	------------------

Intercapedine minima cartongesso/soffitto Min. clearance plasterboard/ceiling	80 mm
--	-------

il dispositivo è privo di lampadina
light bulb not included





_Faretti in gesso, montaggio incasso a scomparsa con staffe incorporate in alluminio per cartongesso da 9 a 18 mm.

_Spotlights in gypsum, mount hide-away recess with built-in aluminum brackets suitable for board's thickness from 9 to 18 mm.



804

finitura
finish

bianco tinteggiabile
paintable white




lampada
lamp

GU10 220V
35W

Intercapedine minima
cartongesso/soffitto
Min. clearance
plasterboard/ceiling

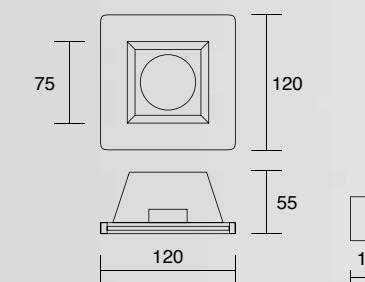
110 mm

il dispositivo è privo di lampadina
light bulb not included



800CF

cassaforma per calcestruzzo/laterizio
(vedi pag. 478)
formwork for concrete/brick
(see page 478)



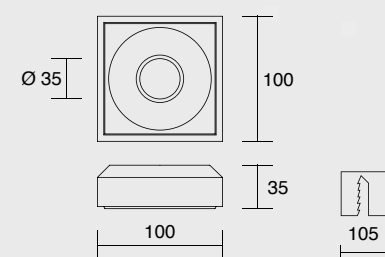
_faretto in gesso, montaggio incasso a scomparsa con staffe incorporate in alluminio per cartongesso da 9 a 18 mm.

_spotlights in gypsum, mount hide-away recess with built-in aluminum brackets suitable for board's thickness from 9 to 18 mm.




834

finitura finish	bianco tintegegiabile paintable white	
lampada lamp	GU10 220V per lampadina Ø 35 mm max 4,5 W LED suitable for Ø 35 mm max 4,5 W LED	
Intercapedine minima cartongesso/soffitto Min. clearance plasterboard/ceiling	110 mm	
il dispositivo è privo di lampadina light bulb not included		
    		



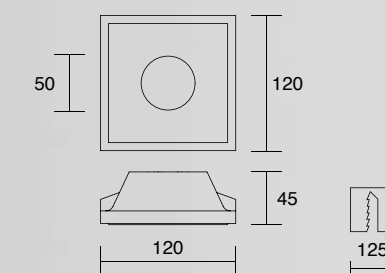
803

finitura finish	bianco tintegegiabile paintable white	
lampada lamp	GU10 220V 35W	
Intercapedine minima cartongesso/soffitto Min. clearance plasterboard/ceiling	110 mm	
il dispositivo è privo di lampadina light bulb not included		
    		



800CF

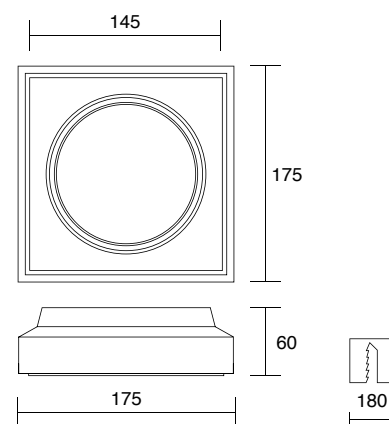
cassaforma per calcestruzzo/laterizio
(vedi pag. 478)
formwork for concrete/brick
(see page 478)





_Faretti in gesso, montaggio incasso a scomparsa con staffe incorporate in alluminio per cartongesso da 9 a 15 mm.

_Spotlights in gypsum, mount hide-away recess with built-in aluminum brackets suitable for board's thickness from 9 to 15 mm.



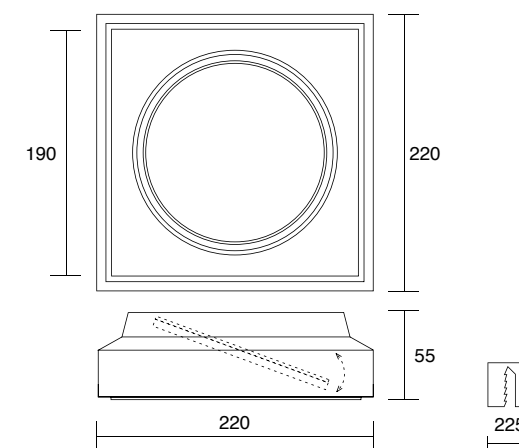
| 809

finitura finish	bianco tintegegiabile paintable white
lampada lamp	G53 12V 100W
Intercapedine minima cartongesso/soffitto Min. clearance plasterboard/ceiling	150 mm
il dispositivo è privo di lampadina light bulb not included	



_Faretto quadrato in gesso, montaggio incasso a scomparsa con staffe incorporate in alluminio per cartongesso da 9 a 15 mm, ghiera in metallo con inclinazione regolabile su 2 assi.

_Square spotlight in gypsum, mount hide-away recess with built-in aluminum brackets suitable for board's thickness from 9 to 15 mm, 2 degrees of freedom adjustable metal frame.

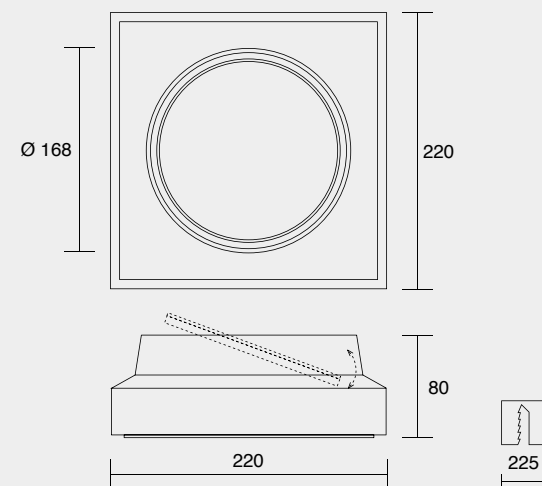


| 812

finitura finish	bianco tintegegiabile paintable white	
lampada lamp	G53 12V 100W	
Intercapedine minima cartongesso/soffitto Min. clearance plasterboard/ceiling	150 mm	
il dispositivo è privo di lampadina light bulb not included		

_Faretti in gesso, montaggio incasso a scomparsa con staffe incorporate in alluminio per cartongesso da 9 a 15 mm.

_Spotlights in gypsum, mount hide-away recess with built-in aluminum brackets suitable for board's thickness from 9 to 15 mm.

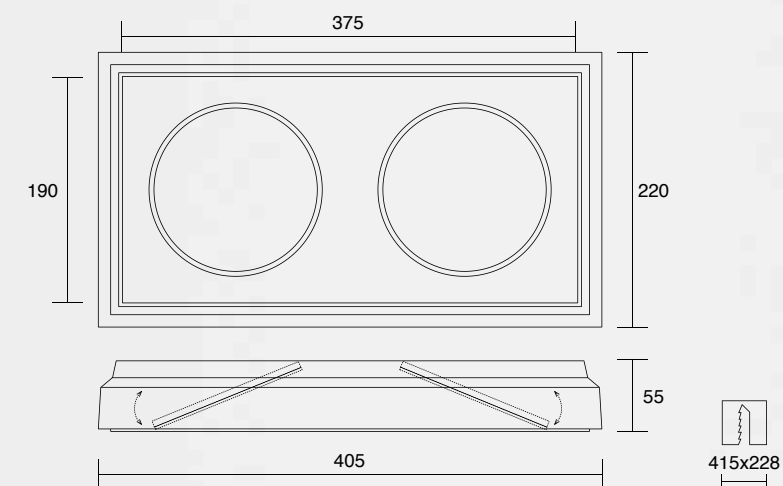


841

finitura finish	bianco tinteggiabile paintable white	
lampada lamp	G53 12V 100W compatibile solo con lampadine LED max 15W suitable to max 15W LED light bulbs only	
Intercapedine minima cartongesso/soffitto Min. clearance plasterboard/ceiling	150 mm	
il dispositivo è privo di lampadina light bulb not included		
		

_Faretto quadrato in gesso, montaggio incasso a scomparsa con staffe incorporate in alluminio per cartongesso da 9 a 15 mm, ghiera in metallo con inclinazione regolabile su 2 assi.

_Square spotlight in gypsum, mount hide-away recess with built-in aluminum brackets suitable for board's thickness from 9 to 15 mm, 2 degrees of freedom adjustable metal frame.



812/2

finitura finish	bianco tinteggiabile paintable white	
lampada lamp	2xG53 12V 100W compatibile solo con lampadine LED max 15W suitable to max 15W LED light bulbs only	
Intercapedine minima cartongesso/soffitto Min. clearance plasterboard/ceiling	150 mm	
il dispositivo è privo di lampadina light bulb not included		
		

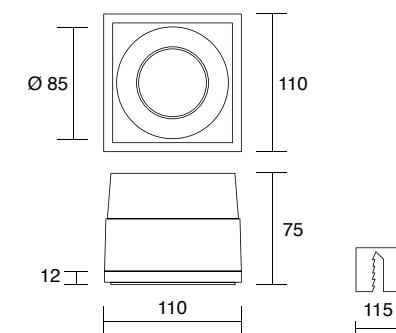


_Faretto tondo in gesso, montaggio incasso a scomparsa con staffe incorporate in alluminio per cartongesso da 9 a mm 15, flangia in alluminio per una migliore dissipazione termica con l'impiego di lampadine alogene.

_Round spotlight in gypsum, mount hide-away recess with built-in aluminum brackets suitable for board's thickness from 9 to 15 mm, built-in aluminum flange for a better thermal dissipation with halogen light bulbs.

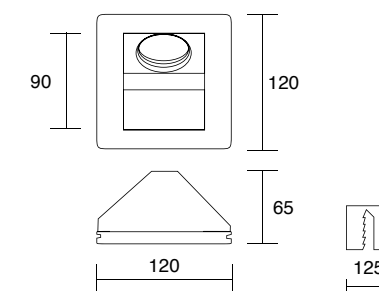
_Faretto quadrato in gesso, montaggio incasso a scomparsa con staffe incorporate in alluminio per cartongesso da 9 a 18 mm.

_Square spotlight in gypsum, mount hide-away recess with built-in aluminum brackets suitable for board's thickness from 9 to 18 mm.









811

finitura finish	bianco tintegegiabile paintable white	
lampada lamp	GU10 220V 35W	
Intercapedine minima cartongesso/soffitto Min. clearance plasterboard/ceiling	140 mm	
il dispositivo è privo di lampadina light bulb not included		
    		



806

finitura finish	bianco tintegegiabile paintable white	
lampada lamp	GU10 220V 35W	
Intercapedine minima cartongesso/soffitto Min. clearance plasterboard/ceiling	110 mm	
il dispositivo è privo di lampadina light bulb not included		
    		

_Faretto quadrato in gesso con vetro, montaggio incasso a scomparsa con staffe incorporate in alluminio per cartongesso da 9 a 18 mm.

_Square spotlight in gypsum, mount hide-away recess with built-in aluminum brackets suitable for board's thickness from 9 to 18 mm.



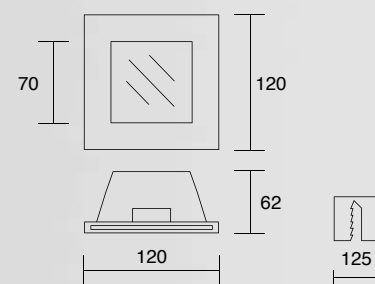
805

finitura finish	bianco tinteggiabile paintable white	
lampada lamp	GU10 220V 35W	
Intercapedine minima cartongesso/soffitto Min. clearance plasterboard/ceiling	110 mm	
il dispositivo è privo di lampadina light bulb not included		
    		



800CF

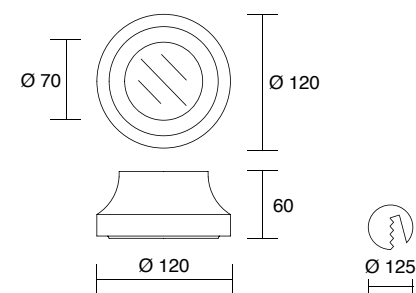
cassaforma per calcestruzzo/laterizio
(vedi pag. 478)
formwork for concrete/brick
(see page 478)





_Faretto tondo in gesso con vetro, montaggio incasso a scomparsa con staffe incorporate in alluminio per cartongesso da 9 a 18 mm.

_Round spotlight in gypsum, mount hide-away recess with built-in aluminum brackets suitable for board's thickness from 9 to 18 mm.



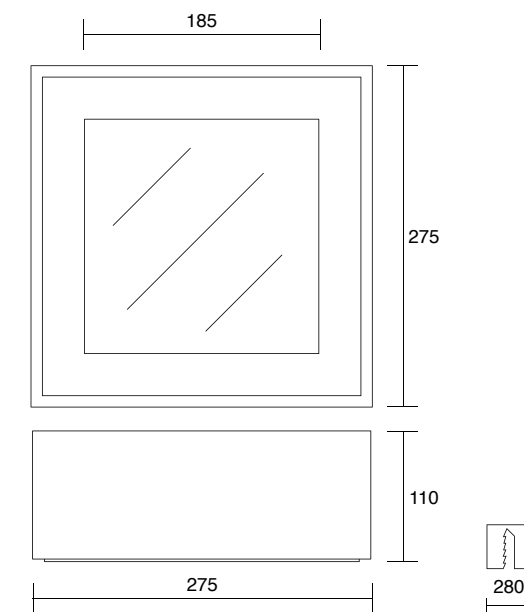
| 837

finitura finish	bianco tintegeabile paintable white	
lampada lamp	GU10 220V 35W	
Intercapedine minima cartongesso/soffitto Min. clearance plasterboard/ceiling	130 mm	
il dispositivo è privo di lampadina light bulb not included		
    		








_Faretto in gesso con diffusore in PMMA, montaggio incasso a scomparsa con staffe incorporate in alluminio per cartongesso da 9 a 18 mm.

_Spotlight in gypsum with PMMA light diffuser, mount hide-away recess with built-in aluminum brackets suitable for board's thickness from 9 to 18 mm.

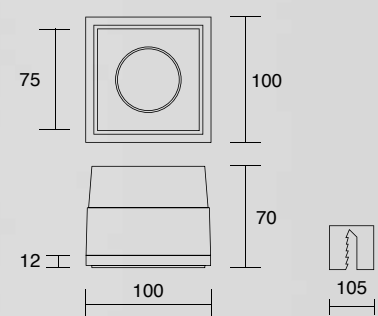


| 810

finitura finish	bianco tintegeabile paintable white	
lampada lamp	2 x E27 28W	
Intercapedine minima cartongesso/soffitto Min. clearance plasterboard/ceiling	150 mm	
il dispositivo è privo di lampadina light bulb not included		
   		

_Faretto quadrato in gesso, montaggio incasso a scomparsa con staffe incorporate in alluminio per cartongesso da 9 a mm 15, flangia in alluminio per una migliore dissipazione termica con l'impiego di lampadine alogene.

_Square spotlight in gypsum, mount hide-away recess with built-in aluminum brackets suitable for board's thickness from 9 to 15 mm, built-in aluminum flange for a better thermal dissipation with halogen light bulbs.

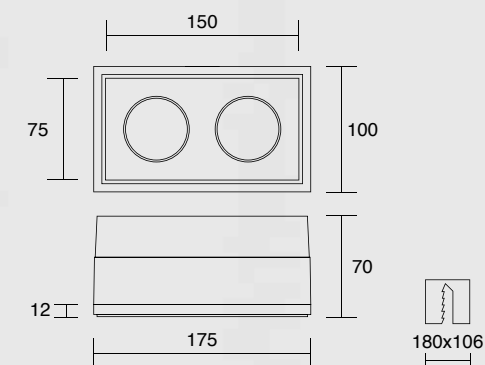


807

finitura finish	bianco tinteggiabile paintable white	
lampada lamp	GU10 220V 35W	
Intercapedine minima cartongesso/soffitto Min. clearance plasterboard/ceiling	140 mm	
il dispositivo è privo di lampadina light bulb not included		
    		

_Faretto rettangolare in gesso doppia lampadina, montaggio incasso a scomparsa con staffe incorporate in alluminio per cartongesso da 9 a mm 15, flangia in alluminio per una migliore dissipazione termica con l'impiego di lampadine alogene.

_Rectangular spotlight in gypsum double light bulb, mount hide-away recess with built-in aluminum brackets suitable for board's thickness from 9 to 15 mm, built-in aluminum flange for a better thermal dissipation with halogen light bulbs.

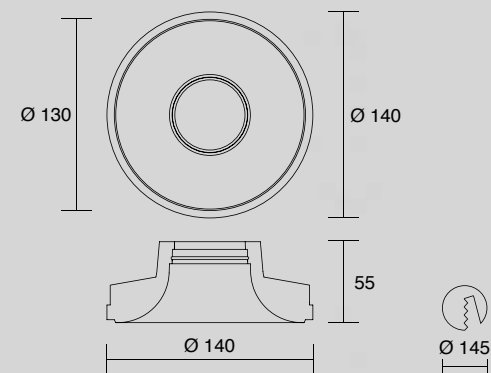


808

finitura finish	bianco tinteggiabile paintable white	
lampada lamp	2 x GU10 220V 35W	
Intercapedine minima cartongesso/soffitto Min. clearance plasterboard/ceiling	140 mm	
il dispositivo è privo di lampadina light bulb not included		
    		


_Faretto tondo in gesso, montaggio incasso a scomparsa con staffe incorporate in alluminio per cartongesso da 9 a 18 mm.

_Round spotlight in gypsum, mount hide-away recess with built-in aluminum brackets suitable for board's thickness from 9 to 18 mm.



817

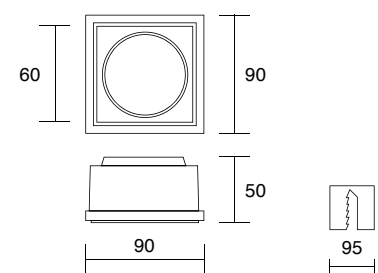
finitura finish	bianco tinteggiabile paintable white	
lampada lamp	GU10 220V 35W	
Intercapedine minima cartongesso/soffitto Min. clearance plasterboard/ceiling	140 mm	
il dispositivo è privo di lampadina light bulb not included		
    		





_Faretto quadrato in gesso, montaggio incasso a scomparsa con staffe incorporate in alluminio per cartongesso da 9 a 18 mm.

_Square spotlight in gypsum, mount hide-away recess with built-in aluminum brackets suitable for board's thickness from 9 to 18 mm.



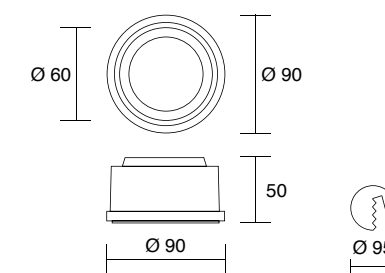
| 815

finitura finish	bianco tinteggiabile paintable white	
lampada lamp	GU10 220V 35W	
Intercapedine minima cartongesso/soffitto Min. clearance plasterboard/ceiling	110 mm	
il dispositivo è privo di lampadina light bulb not included		
    		









_Faretto TONDO in gesso, montaggio incasso a scomparsa con staffe incorporate in alluminio per cartongesso da 9 a 18 mm.

_ROUND spotlight in gypsum, mount hide-away recess with built-in aluminum brackets suitable for board's thickness from 9 to 18 mm.



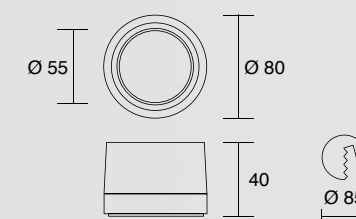
| 816

finitura finish	bianco tinteggiabile paintable white	
lampada lamp	GU10 220V 35W	
Intercapedine minima cartongesso/soffitto Min. clearance plasterboard/ceiling	110 mm	
il dispositivo è privo di lampadina light bulb not included		
    		



_Faretto TONDO in gesso, montaggio incasso a scomparsa con staffe incorporate in alluminio per cartongesso da 9 a 18 mm.

_ROUND spotlight in gypsum, mount hide-away recess with built-in aluminum brackets suitable for board's thickness from 9 to 18 mm.



814

finitura
finish

bianco tintegeabile
paintable white



lampada
lamp

GU10 220V
35W

Intercapedine minima
cartongesso/soffitto
Min. clearance
plasterboard/ceiling

110 mm

il dispositivo è privo di lampadina
light bulb not included



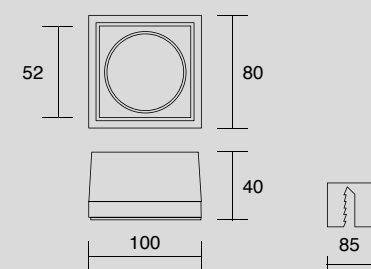
_Faretto quadrato in gesso, montaggio incasso a scomparsa con staffe incorporate in alluminio per cartongesso da 9 a 18 mm.

_Square spotlight in gypsum, mount hide-away recess with built-in aluminum brackets suitable for board's thickness from 9 to 18 mm.



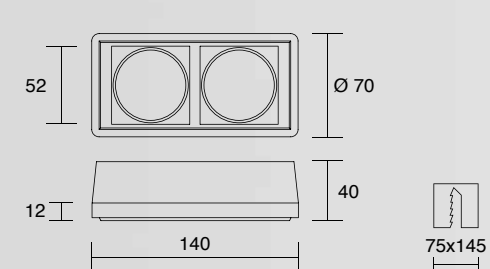
813

finitura finish	bianco tintegeabile paintable white	
lampada lamp	GU10 220V 35W	
Intercapedine minima cartongesso/soffitto Min. clearance plasterboard/ceiling	110 mm	
il dispositivo è privo di lampadina light bulb not included		
    		



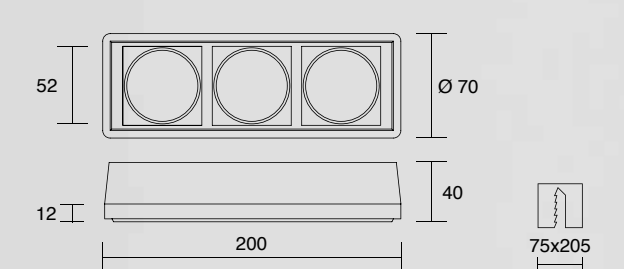
818

finitura finish	bianco tintegeabile paintable white	
lampada lamp	2 x GU10 220V 35W	
Intercapedine minima cartongesso/soffitto Min. clearance plasterboard/ceiling	110 mm	
il dispositivo è privo di lampadina light bulb not included		
    		



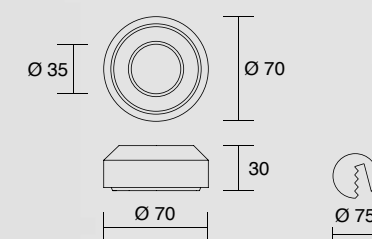
819

finitura finish	bianco tintegeabile paintable white	
lampada lamp	3 x GU10 220V 35W	
Intercapedine minima cartongesso/soffitto Min. clearance plasterboard/ceiling	110 mm	
il dispositivo è privo di lampadina light bulb not included		
    		



_Faretto TONDO in gesso, montaggio incasso a scomparsa con staffe incorporate in alluminio per cartongesso da 9 a 18 mm.

_ROUND spotlight in gypsum, mount hide-away recess with built-in aluminum brackets suitable for board's thickness from 9 to 18 mm.



832

finitura
finish

bianco tinteggiabile
paintable white




lampada
lamp

GU10 220V
per lampadina Ø 35 mm
max 4,5 W LED
suitable for Ø 35 mm
max 4,5 W LED

Intercapedine minima
cartongesso/soffitto
Min. clearance
plasterboard/ceiling


80 mm

il dispositivo è privo di lampadina
light bulb not included



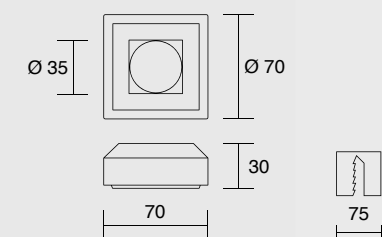
_Faretto quadrato in gesso, montaggio incasso a scomparsa con staffe incorporate in alluminio per cartongesso da 9 a 18 mm.

_Square spotlight in gypsum, mount hide-away recess with built-in aluminum brackets suitable for board's thickness from 9 to 18 mm.



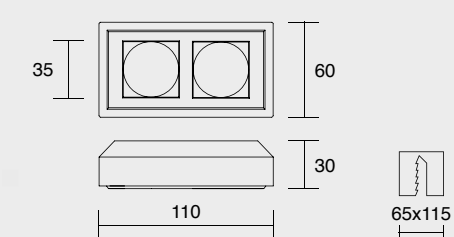
833

finitura finish	bianco tinteggiabile paintable white
lampada lamp	GU10 220V per lampadina Ø 35 mm max 4,5 W LED suitable for Ø 35 mm max 4,5 W LED
Intercapedine minima cartongesso/soffitto Min. clearance plasterboard/ceiling	80 mm
il dispositivo è privo di lampadina light bulb not included	



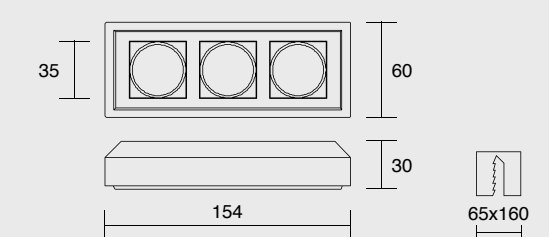
835

finitura finish	bianco tinteggiabile paintable white	
lampada lamp	2 x GU10 220V per lampadina Ø 35 mm max 4,5 W LED suitable for Ø 35 mm max 4,5 W LED	
Intercapedine minima cartongesso/soffitto Min. clearance plasterboard/ceiling	110 mm	
il dispositivo è privo di lampadina light bulb not included		



836

finitura finish	bianco tinteggiabile paintable white	
lampada lamp	3 x GU10 220V per lampadina Ø 35 mm max 4,5 W LED suitable for Ø 35 mm max 4,5 W LED	
Intercapedine minima cartongesso/soffitto Min. clearance plasterboard/ceiling	110 mm	
il dispositivo è privo di lampadina light bulb not included		



GYPSOS LAMPADA INCASSO A PARETE RECESS WALL LAMP

_Applique / segnapasso in gesso, incasso a scomparsa con staffe in metallo per cartongesso da 12 a 18 mm o per laterizio.

_Wall lamp / steplight in gypsum, mount hide-away recess by aluminum brackets suitable for board's thickness from 12 to 18 mm or for concrete

843

finitura
finish

bianco tinteggiabile
paintable white




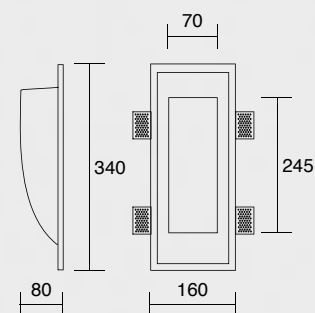

lampada
lamp

1 x GU10
35W

Intercapedine minima
cartongesso/soffitto
Min. clearance
plasterboard/ceiling

90 mm

montaggio in laterizio con cassaforma in metallo non inclusa.
Lampadine non incluse.
installation in concrete requires metal form-work not included.
Light bulbs not included.



843CF

cassaforma per calcestruzzo/laterizio
(vedi pag. 478)
formwork for concrete/brick
(see page 478)






_Applique / segnapasso in gesso, incasso a scomparsa con staffe in metallo per cartongesso da 12 a 18 mm o per laterizio.

_Wall lamp / steplight in gypsum, mount hide-away recess by aluminum brackets suitable for board's thickness from 12 to 18 mm or for concrete.

822

finitura finish bianco tintegegiabile paintable white 

lampada lamp LED GU10 220V - Ø 35 mm 4,5W

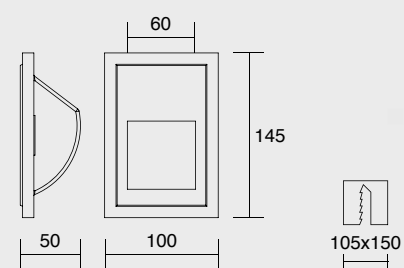
Intercapedine minima cartongesso/soffitto Min. clearance plasterboard/ceiling 60 mm

montaggio in laterizio con cassaforma in metallo non inclusa. Lampadine non incluse. installation in concrete requires metal form-work not included. Light bulbs not included.




822CF

cassaforma per calcestruzzo/laterizio (vedi pag. 479) formwork for concrete/brick (see page 479)




823

finitura finish bianco tintegegiabile paintable white 

lampada lamp LED GU10 220V - Ø 35 mm 4,5W

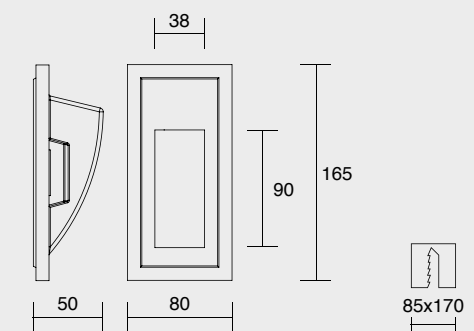
Intercapedine minima cartongesso/soffitto Min. clearance plasterboard/ceiling 60 mm

montaggio in laterizio con cassaforma in metallo non inclusa. Lampadine non incluse. installation in concrete requires metal form-work not included. Light bulbs not included.



823CF

cassaforma per calcestruzzo/laterizio (vedi pag. 479) formwork for concrete/brick (see page 479)




_Lampada da incasso a scomparsa con staffe in metallo per cartongesso da 12 a 18 mm o per laterizio.

_Recess wall lamp hide-away, mount hide-away recess by aluminum brackets suitable for board's thickness from 12 to 18 mm or for concrete.




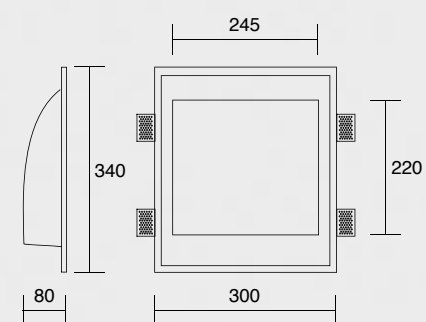
844

finitura finish	bianco tinteggiabile paintable white	
--------------------	---	---

lampada lamp	3 x GU10 max 35W
-----------------	---------------------

Interapedine minima cartongesso/soffitto Min. clearance plasterboard/ceiling	90 mm
---	-------


montaggio in laterizio con cassaforma in metallo non inclusa.
Lampadine non incluse.
installation in concrete requires metal form-work not included.
Light bulbs not included.



844CF

cassaforma per calcestruzzo/laterizio
(vedi pag. 478)
formwork for concrete/brick
(see page 478)






_Lampada da incasso a scomparsa con staffe in metallo per cartongesso da 12 a 18 mm o per laterizio.

_Recess wall lamp hide-away, mount hide-away recess by aluminum brackets suitable for board's thickness from 12 to 18 mm or for concrete.


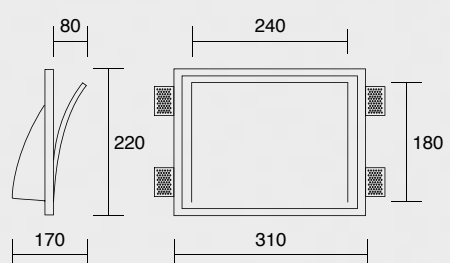
845

finitura finish	bianco tintegeabile paintable white	
--------------------	--	---

lampada lamp	2 x G9 max 60W
-----------------	-------------------

Interapedine minima cartongesso/soffitto Min. clearance plasterboard/ceiling	100 mm
---	--------

montaggio in laterizio con cassaforma in metallo non inclusa. Lampadine non incluse.
installation in concrete requires metal form-work not included. Light bulbs not included.



845CF

cassaforma per calcestruzzo/laterizio
(vedi pag. 478)
formwork for concrete/brick
(see page 478)



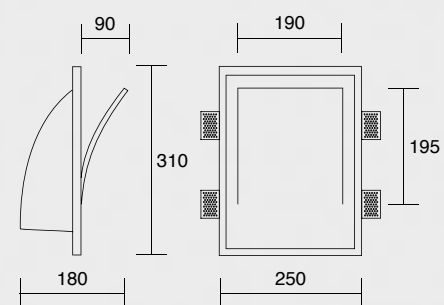


_Lampada da incasso a scomparsa con staffe in metallo per cartongesso da 12 a 18 mm o per laterizio.

_Recess wall lamp hide-away, mount hide-away recess by aluminum brackets suitable for board's thickness from 12 to 18 mm or for concrete.

| 842

finitura finish	bianco tintegeabile paintable white	
lampada lamp	2 x E14 max 60W	
Intercapedine minima cartongesso/soffitto Min. clearance plasterboard/ceiling	100 mm	
<p>montaggio in laterizio con cassaforma in metallo non inclusa. Lampadine non incluse. installation in concrete requires metal form-work not included. Light bulbs not included.</p>		
<p>  IP20</p>		



842CF

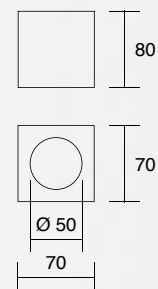
cassaforma per calcestruzzo/laterizio
(vedi pag. 478)
formwork for concrete/brick
(see page 478)



GYPSOS PLAFONI CEILING LAMPS

_Spot in gesso, montaggio in aderenza con staffetta in alluminio per cartongesso o laterizio.

_Spotlight in gypsum, surface mount with aluminum brackets both for plasterboard and concrete.



| 820

finitura
finish

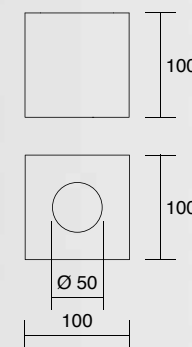
bianco tintegeabile
paintable white



lampada
lamp

GU10 220V
max 20W

il dispositivo è privo di lampadina
light bulb not included



| 821

finitura
finish


bianco tintegeabile
paintable white



lampada
lamp

GU10 220V
max 28W

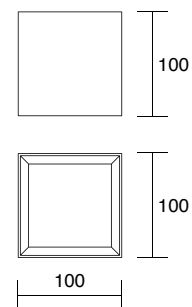
il dispositivo è privo di lampadina
light bulb not included



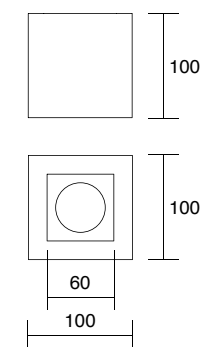


_Spot in gesso, montaggio in aderenza con staffetta in alluminio per cartongesso o laterizio.

_Spotlight in gypsum, surface mount with aluminum brackets both for plasterboard and concrete.



| 824

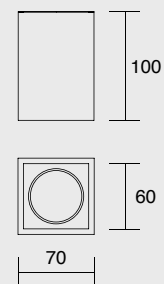
finitura
finishbianco tintegeabile
paintable whitelampada
lampGU10 220V
max 28Wil dispositivo è privo di lampadina
light bulb not included

| 825

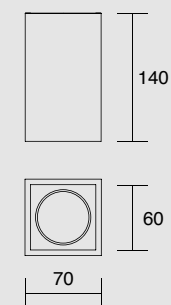
finitura
finishbianco tintegeabile
paintable whitelampada
lampGU10 220V
max 28Wil dispositivo è privo di lampadina
light bulb not included

_Spot in gesso, montaggio in aderenza con staffetta in alluminio per cartongesso o laterizio.

_Spotlight in gypsum, surface mount with aluminum brackets both for plasterboard and concrete.



| 827

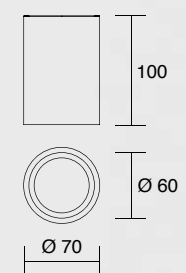
finitura
finishbianco tinteggiabile
paintable whitelampada
lampGU10 220V
max 28Wil dispositivo è privo di lampadina
light bulb not included

| 829

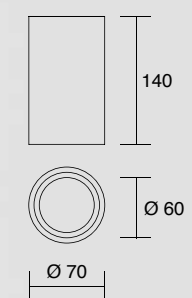

finitura
finishbianco tinteggiabile
paintable whitelampada
lampGU10 220V
max 28Wil dispositivo è privo di lampadina
light bulb not included

_Spot in gesso, montaggio in aderenza con staffetta in alluminio per cartongesso o laterizio.


_Spotlight in gypsum, surface mount with aluminum brackets both for plasterboard and concrete.



826

finitura
finishbianco tinteggiabile
paintable whitelampada
lampGU10 220V
max 28Wil dispositivo è privo di lampadina
light bulb not included

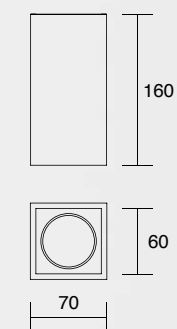
828

finitura
finishbianco tinteggiabile
paintable whitelampada
lampGU10 220V
max 28Wil dispositivo è privo di lampadina
light bulb not included

GYPSOS LAMPADRE DA PARETE WALL LAMPS

_Applique prismatica biemissione in gesso, montaggio in aderenza a parete con staffetta in alluminio per cartongesso o laterizio.

_Prismatic biemission wall-light in gypsum, surface wall with metal bracket both for plasterboard and concrete.



| 830

finitura
finish


bianco tintegeabile
paintable white



lampada
lamp

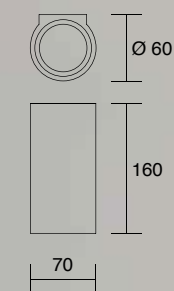
2 x GU10 220V
2 x max 28W

il dispositivo è privo di lampadina
light bulb not included



_Applique cilindrica biemissione in gesso, montaggio in aderenza a parete con staffetta in alluminio per cartongesso o laterizio.

_Cylindrical biemission wall-light in gypsum, surface wall with metal bracket both for plasterboard and concrete.



831

finitura
finish

bianco tintegeabile
paintable white



lampada
lamp

2 x GU10 220V
2 x max 28W

il dispositivo è privo di lampadina
light bulb not included



_Applique in gesso da muro montaggio in
aderenza con placca in metallo.

_Wall lamp in gypsum, surface mount with
metal plaque.



848

finitura
finish


bianco tinteabile
paintable white




lampada
lamp

G9 220V
max 40W

il dispositivo è privo di lampadina
light bulb not included






PRISMA

_Lampada da parete, ambiente interno, montaggio in aderenza a parete tramite supporto in alluminio.

_Wall lamp, environment indoor, surface mount with aluminum bracket.



| 857


finitura finish	bianco tintegegiabile paintable white 
LED EPISTAR	
sorgente luminosa light source	3000K 1197lm*
luce indiretta indirect lighting	
potenza nominale reference power	18W
modulo LED sostituibile - driver incluso replaceable LED chip - driver included	
 	

* valore riferito alla sorgente luminosa
value relevant to the light source

| 858

finitura finish	bianco tintegegiabile paintable white 
LED EPISTAR	
sorgente luminosa light source	3000K 1726lm*
luce indiretta indirect lighting	
potenza nominale reference power	30W
modulo LED sostituibile - driver incluso replaceable LED chip - driver included	
 	

* valore riferito alla sorgente luminosa
value relevant to the light source



CERAMICA
CERAMIC

interno | indoor





PRISMA

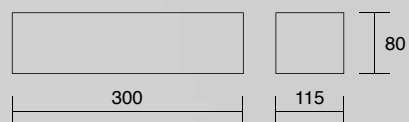
_Lampada da parete, ambiente interno, montaggio in aderenza a parete tramite supporto in alluminio.

_Wall lamp, environment indoor, surface mount with aluminum bracket.

| 620

finitura finish	bianco tintegegiabile paintable white
lampada lamp	1 x E27 max 60W luce indiretta indirect lighting


il dispositivo è privo di lampadina - diffusore in vetro
light bulb not included - glass diffuser



| 619

finitura finish	bianco tintegegiabile paintable white
lampada lamp	2 x E27 max 60W luce indiretta indirect lighting

il dispositivo è privo di lampadina - diffusore in vetro
light bulb not included - glass diffuser



_Lampada da parete, ambiente interno,
montaggio in aderenza a parete tramite
supporto in alluminio.

_Wall lamp, environment indoor, surface
mount with aluminum bracket.



618

finitura
finish

bianco tintegeabile
paintable white





lampada
lamp

2 x E27
max 60W

luce indiretta
indirect lighting

il dispositivo è privo di lampadina - diffusore in vetro
light bulb not included - glass diffuser






ARCO

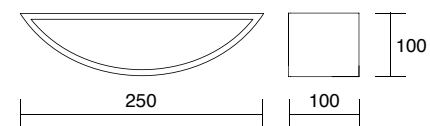
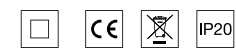
_Lampada da parete, ambiente interno,
montaggio in aderenza a parete.

_Wall lamp, environment indoor,
surface mount.


| 615

finitura finish	bianco tintegeabile paintable white 
lampada lamp	1 x E27 max 60W luce indiretta indirect lighting

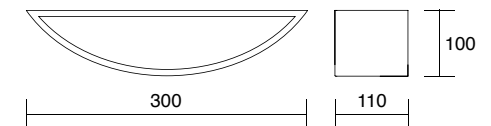
il dispositivo è privo di lampadina - diffusore in vetro
light bulb not included - glass diffuser



| 614

finitura finish	bianco tintegeabile paintable white 
lampada lamp	1 x E27 max 60W luce indiretta indirect lighting

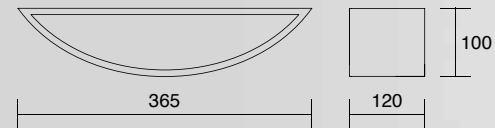
il dispositivo è privo di lampadina - diffusore in vetro
light bulb not included - glass diffuser





_Lampada da parete, ambiente interno,
montaggio in aderenza a parete.

_Wall lamp, environment indoor,
surface mount.



| 613

finitura
finish

bianco tinteggiabile
paintable white



lampada
lamp

2 x E27
max 60W

luce indiretta
indirect lighting

il dispositivo è privo di lampadina - diffusore in vetro
light bulb not included - glass diffuser




SBIECO

_Lampada da parete, ambiente interno,
montaggio in aderenza a parete.

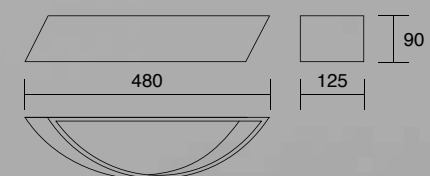
_Wall lamp, environment indoor,
surface mount.




607

finitura finish	bianco tintegegiabile paintable white	
lampada lamp	2 x E27 max 60W	
	luce indiretta indirect lighting	

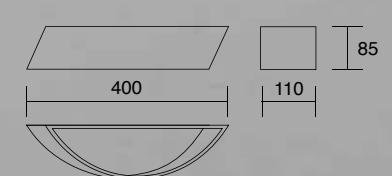

il dispositivo è privo di lampadina
diffusori in vetro temperato
light bulb not included
light diffuser in tempered glass



608

finitura finish	bianco tintegegiabile paintable white	
lampada lamp	1 x E27 max 60W	
	luce indiretta indirect lighting	


il dispositivo è privo di lampadina
diffusori in vetro temperato
light bulb not included
light diffuser in tempered glass








SHELL

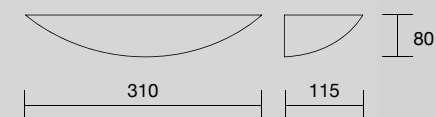
_Lampada da parete, ambiente interno,
montaggio in aderenza a parete.

_Wall lamp, environment indoor,
surface mount.








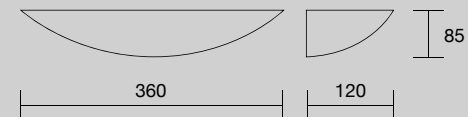
602

finitura finish	bianco tintegegiabile paintable white	
lampada lamp	1 x E27 max 60W luce indiretta indirect lighting	
il dispositivo è privo di lampadina - diffusore in vetro light bulb not included - glass diffuser		
   		



601

finitura finish	bianco tintegegiabile paintable white	
lampada lamp	1 x E27 max 60W luce indiretta indirect lighting	
il dispositivo è privo di lampadina - diffusore in vetro light bulb not included - glass diffuser		
   		



_Lampada da parete, ambiente interno,
montaggio in aderenza a parete.

_Wall lamp, environment indoor,
surface mount.



| 603

finitura
finish

bianco tintegeabile
paintable white

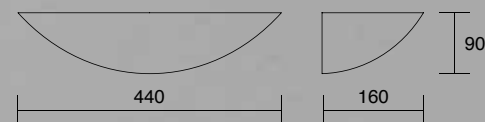


lampada
lamp

2 x E27
max 60W

luce indiretta
indirect lighting

il dispositivo è privo di lampadina - diffusore in vetro
light bulb not included - glass diffuser










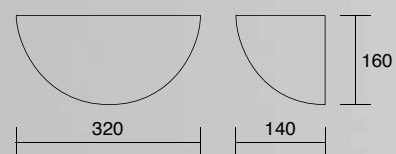
QUARTO

_Lampada da parete, ambiente interno, montaggio in aderenza a parete.






_Wall lamp, environment indoor, surface mount.

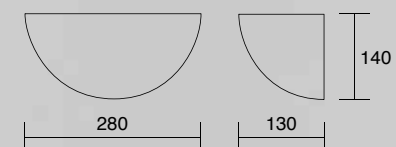
| 604

finitura finish	bianco tintegegiabile paintable white 
lampada lamp	1 x E27 max 60W luce indiretta indirect lighting
il dispositivo è privo di lampadina - diffusore in vetro light bulb not included - glass diffuser	
   	








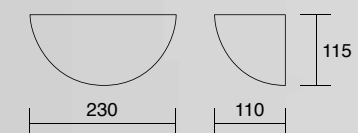
| 605

finitura finish	bianco tintegegiabile paintable white 
lampada lamp	1 x E27 max 60W luce indiretta indirect lighting
il dispositivo è privo di lampadina - diffusore in vetro light bulb not included - glass diffuser	
   	



| 606

finitura finish	bianco tintegegiabile paintable white 
lampada lamp	1 x E27 max 60W luce indiretta indirect lighting
il dispositivo è privo di lampadina - diffusore in vetro light bulb not included - glass diffuser	
   	






SEMIQUARTO

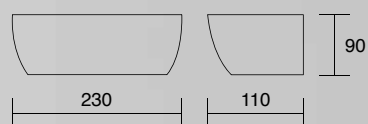
_Lampada da parete, ambiente interno,
montaggio in aderenza a parete.

_Wall lamp, environment indoor,
surface mount.


| 612

finitura finish	bianco tinteggiabile paintable white 
lampada lamp	1 x E27 max 60W luce indiretta indirect lighting

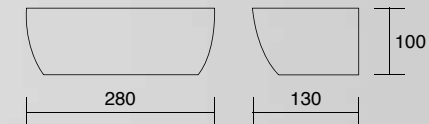
il dispositivo è privo di lampadina - diffusore in vetro
light bulb not included - glass diffuser



| 611

finitura finish	bianco tinteggiabile paintable white 
lampada lamp	1 x E27 max 60W luce indiretta indirect lighting

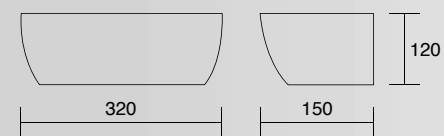
il dispositivo è privo di lampadina - diffusore in vetro
light bulb not included - glass diffuser





_Lampada da parete, ambiente interno,
montaggio in aderenza a parete.

_Wall lamp, environment indoor,
surface mount.



| 610

finitura
finish

bianco tintegegiabile
paintable white



lampada
lamp

1 x E27
max 60W

luce indiretta
indirect lighting

il dispositivo è privo di lampadina - diffusore in vetro
light bulb not included - glass diffuser

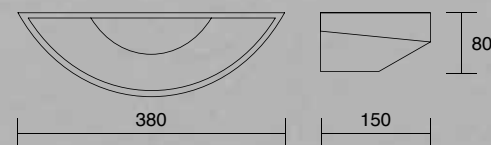




VENTAGLIO

_Lampada da parete, ambiente interno, montaggio in aderenza a parete.

_Wall lamp, environment indoor, surface mount.



| 616

finitura
finish

bianco tintegeabile
paintable white



lampada
lamp

1 x E27
max 60W

luce indiretta
indirect lighting

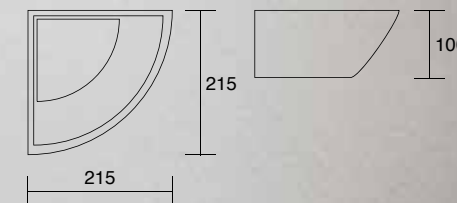
il dispositivo è privo di lampadina - diffusore in vetro
light bulb not included - glass diffuser



ANGOLO

_Lampada da parete, ambiente interno, montaggio in aderenza a parete.

_Wall lamp, environment indoor, surface mount.



| 609

finitura
finish

bianco tintegeabile
paintable white




lampada
lamp

1 x E27
max 60W

luce indiretta
indirect lighting

il dispositivo è privo di lampadina - diffusore in vetro
light bulb not included - glass diffuser





new **KYVOS**

_Lampada da parete, ambiente interno, montaggio in aderenza a parete.

_Wall lamp, environment indoor, surface mount.



| 621

finitura
finish

bianco tinteggiabile
paintable white



lampada
lamp

1 x G9
max 40W

compatibile con lampadine di classe da A a G
compatible with lightbulbs from A to G classes

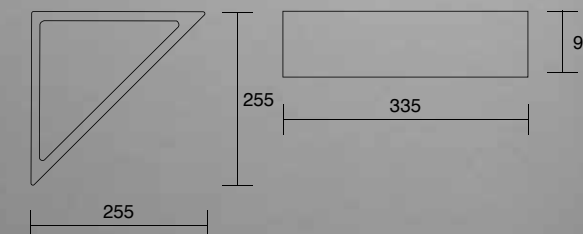
il dispositivo è privo di lampadina
light bulb not included



new **PITAGORA**

_Lampada da parete, ambiente interno, montaggio in aderenza a parete.

_Wall lamp, environment indoor, surface mount.



| 622

finitura
finish

bianco tinteggiabile
paintable white




lampada
lamp

1 x E27
max 60W

compatibile con lampadine di classe da A a G
compatible with lightbulbs from A to G classes


il dispositivo è privo di lampadina - diffusore in vetro
light bulb not included - glass diffuser





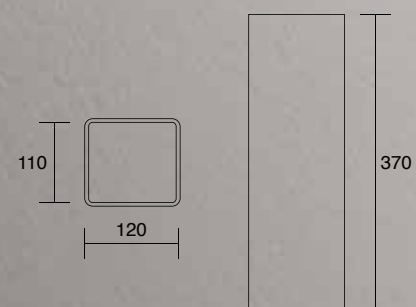

new PRISMA VERTICALE

| 623

finitura finish	bianco tintegegiabile paintable white 
lampada lamp	2 x E27 max 60W


compatibile con lampadine di classe da A a G
compatible with lightbulbs from A to G classes

il dispositivo è privo di lampadina
light bulb not included




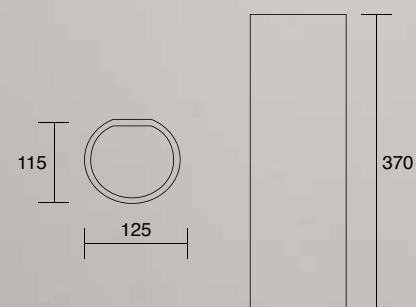
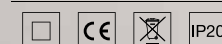
new CILINDRO

| 624

finitura finish	bianco tintegegiabile paintable white 
lampada lamp	2 x E27 max 60W

compatibile con lampadine di classe da A a G
compatible with lightbulbs from A to G classes


il dispositivo è privo di lampadina
light bulb not included



ALLUMINIO
ALUMINUM

esterno | outdoor





STEP 1.0

_Segnapasso da parete in alluminio, montaggio in aderenza a parete tramite supporto in metallo.

_Aluminum steplight, installation surface mount with metal bracket.



501

4000K
Bianco sabbaiato
Sanded white

501W

3000K
Bianco sabbaiato
Sanded white



502

4000K
Antracite sabbaiato
Sanded dark gray

502W

3000K
Antracite sabbaiato
Sanded dark gray



503

4000K
Corten sabbaiato
Sanded corten

503W

3000K
Corten sabbaiato
Sanded corten

finitura
finish

vernice epossidica
epoxy varnish

LED SMD - EPISTAR

3000K 527lm*

sorgente luminosa
light source

4000K 527lm*

luce diretta
direct lighting

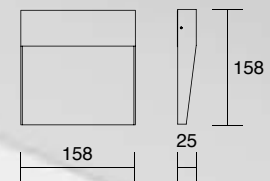
potenza nominale
reference power

6W

diffusore in PMMA
modulo LED sostituibile - driver incluso
PMMA light diffuser
replaceable LED - driver included




* valore riferito alla sorgente luminosa
value relevant to the light source



WALLET

_Lampada da parete in alluminio, montaggio in aderenza a parete tramite supporto in metallo.

_Aluminum wall lamp, installation surface mount with metal bracket.



507-20

4000K
Bianco sabbato
Sanded white

507W-20

3000K
Bianco sabbato
Sanded white



508-20

4000K
Antracite sabbato
Sanded dark gray

508W-20

3000K
Antracite sabbato
Sanded dark gray



509-20

4000K
Corten sabbato
Sanded corten

509W-20

3000K
Corten sabbato
Sanded corten

finitura finish	vernice epossidica epoxy varnish
sorgente luminosa light source	Led CSP Hc Semitek
	3000K 1500lm* 4000K 1500lm*
	luce diretta direct lighting
potenza nominale reference power	12W
diffusore in PMMA modulo LED sostituibile - driver incluso PMMA light diffuser replaceable LED - driver included	
 	

* valore riferito alla sorgente luminosa
value relevant to the light source




_Lampada da parete in alluminio,
montaggio in aderenza a parete tramite
supporto in metallo.

_Aluminum wall lamp, installation surface
mount with metal bracket.



504 - 20
4000K
Bianco sabbaiato
Sanded white

504W - 20
3000K
Bianco sabbaiato
Sanded white



505 - 20
4000K
Antracite sabbaiato
Sanded dark gray

505W - 20
3000K
Antracite sabbaiato
Sanded dark gray



506 - 20
4000K
Corten sabbaiato
Sanded corten

506W - 20
3000K
Corten sabbaiato
Sanded corten

finitura
finish

vernice epossidica
epoxy varnish

Led CSP
Hc Semitek

sorgente luminosa
light source

3000K 2500lm*


4000K 2500lm*

luce diretta
direct lighting

potenza nominale
reference power

20W

diffusore in PMMA
modulo LED sostituibile - driver incluso
PMMA light diffuser
replaceable LED - driver included




* valore riferito alla sorgente luminosa
value relevant to the light source



_Lampada da parete in alluminio,
montaggio in aderenza a parete tramite
supporto in metallo.

_Aluminum wall lamp, installation surface
mount with metal bracket.

finitura finish	vernice epossidica epoxy varnish
sorgente luminosa light source	Led CSP Hc Semitek luce diretta direct lighting
potenza nominale reference power	30W
diffusore in vetro modulo LED sostituibile - driver incluso glass light diffuser replaceable LED - driver included	



art.

finitura
finishsorgente luminosa
light source

510-20

Bianco sabbato
Sanded white

4000K 3750lm*

IP54

510W-20

Bianco sabbato
Sanded white

3000K 3750lm*

IP54



511

Antracite sabbato
Sanded dark gray

4000K 3750lm*

IP20

511W

Antracite sabbato
Sanded dark gray

3000K 3750lm*

IP20

511-20

Antracite sabbato
Sanded dark gray

4000K 3750lm*

IP54

511W-20

Antracite sabbato
Sanded dark gray

3000K 3750lm*

IP54



512

Corten sabbato
Sanded corten

4000K 3750lm*

IP20

512W

Corten sabbato
Sanded corten

3000K 3750lm*

IP20

512-20

Corten sabbato
Sanded corten

4000K 3750lm*

IP54

512W-20

Corten sabbato
Sanded corten

3000K 3750lm*

IP54

* valore riferito alla sorgente luminosa
value relevant to the light source

HOTSHOT

_Lampada da parete in alluminio, montaggio in aderenza a parete tramite supporto in metallo.

_Aluminum wall lamp, installation surface mount with metal bracket.



516-21

3000K
Bianco sabbato
Sanded white

516N-21

4000K
Bianco sabbato
Sanded white



517-21

3000K
Antracite sabbato
Sanded dark gray

517N-21

4000K
Antracite sabbato
Sanded dark gray



518-21

3000K
Corten sabbato
Sanded corten

518N-21

4000K
Corten sabbato
Sanded corten



519-21

3000K
Nero sabbato
Sanded black

519N-21

4000K
Nero sabbato
Sanded black

finitura
finish

vernice epossidica
epoxy varnish

sorgente luminosa
light source

LED CSP -
HC Semitek

3000K 2000lm*


4000K 2000lm*

luce diretta
direct lighting

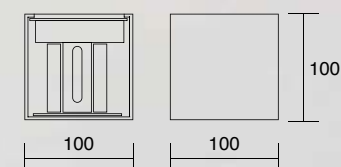
potenza nominale
reference power

16W

modulo LED sostituibile - driver incluso
replaceable LED chip - driver included




* valore riferito alla sorgente luminosa
value relevant to the light source



CUBO

_Lampada da parete in alluminio, montaggio in aderenza a parete tramite supporto in metallo.

_Aluminum wall lamp, installation surface mount with metal bracket.



916-21

3000K
Bianco sabbaiato
Sanded white

916N-21

4000K
Bianco sabbaiato
Sanded white



916G-21

3000K
Antracite sabbaiato
Sanded dark gray

916GN-21

4000K
Antracite sabbaiato
Sanded dark gray



916C-21

3000K
Corten sabbaiato
Sanded corten

916CN-21

4000K
Corten sabbaiato
Sanded corten



916B-21

3000K
Nero sabbaiato
Sanded black

916BN-21

4000K
Nero sabbaiato
Sanded black



finitura
finish

vernice epossidica
epoxy varnish

sorgente luminosa
light source

LED CSP -
HC Semitek

3000K 750lm*


4000K 750lm*

luce diretta
direct lighting

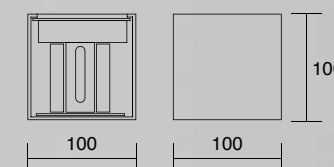
potenza nominale
reference power

6W

modulo LED sostituibile - driver incluso
replaceable LED chip - driver included



* valore riferito alla sorgente luminosa
value relevant to the light source






DÉCO

__Lampada da parete in alluminio, montaggio in aderenza a parete tramite supporto in metallo.


__Aluminum wall lamp, installation surface mount with metal bracket.

finitura finish	vernice epossidica epoxy varnish
sorgente luminosa light source	LED SMD - SUNPU luce diretta direct lighting
potenza nominale reference power	18W
diffusore in PMMA modulo LED sostituibile - driver incluso PMMA light diffuser replaceable LED - driver included	




finitura finish	vernice epossidica epoxy varnish
lampada lamp	1 x E27 max 20W LED 1 x R7S max 20W LED luce diretta direct lighting
compatibile con lampadine di classe da A a G compatible with lightbulbs from A to G classes	

il dispositivo è privo di lampadina
light bulb not included



art.	finitura finish	sorgente luminosa light source
590	Bianco sabbato Sanded white	3000K 850lm*
590N	Bianco sabbato Sanded white	4000K 850lm*
530	Bianco sabbato Sanded white	1xE27 max 20W LED
530L	Bianco sabbato Sanded white	1xR7S max 20W LED
591	Antracite sabbato Sanded dark gray	3000K 850lm*
591N	Antracite sabbato Sanded dark gray	4000K 850lm*
531	Antracite sabbato Sanded dark gray	1xE27 max 20W LED
531L	Antracite sabbato Sanded dark gray	1xR7S max 20W LED
592	Corten sabbato Sanded corten	3000K 850lm*
592N	Corten sabbato Sanded corten	4000K 850lm*
532	Corten sabbato Sanded corten	1xE27 max 20W LED
532L	Corten sabbato Sanded corten	1xR7S max 20W LED
528	Nero sabbato Sanded black	1xE27 max 20W LED

* valore riferito alla sorgente luminosa
value relevant to the light source

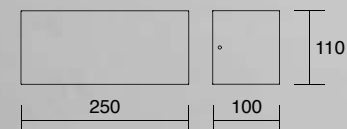


MÉTRO



—Lampada da parete in alluminio, montaggio in aderenza a parete tramite supporto in metallo.

—Aluminum wall lamp, installation surface mount with metal bracket.

finitura finish	vernice epossidica epoxy varnish
sorgente luminosa light source	LED SMD San'an Optoelectronics
potenza nominale reference power	luce diretta direct lighting 24W
diffusore in PMMA modulo LED sostituibile - driver incluso PMMA light diffuser replaceable LED - driver included	



finitura finish	vernice epossidica epoxy varnish
lampada lamp	1 x E27 max 20W LED 1 x R7S max 20W LED luce diretta direct lighting
compatibile con lampadine di classe da A a G compatible with lightbulbs from A to G classes	
il dispositivo è privo di lampadina light bulb not included	



art.	finitura finish	sorgente luminosa light source
546-19	Bianco sabbaiato Sanded white	3000K 1130lm*
546-19N	Bianco sabbaiato Sanded white	4000K 1130lm*
533	Bianco sabbaiato Sanded white	1xE27 max 20W LED
533L	Bianco sabbaiato Sanded white	1xR7S max 20W LED
547-19	Antracite sabbaiato Sanded dark gray	3000K 1130lm*
547-19N	Antracite sabbaiato Sanded dark gray	4000K 1130lm*
534	Antracite sabbaiato Sanded dark gray	1xE27 max 20W LED
534L	Antracite sabbaiato Sanded dark gray	1xR7S max 20W LED
548-19	Corten sabbaiato Sanded corten	3000K 1130lm*
548-19N	Corten sabbaiato Sanded corten	4000K 1130lm*
535	Corten sabbaiato Sanded corten	1xE27 max 20W LED
535L	Corten sabbaiato Sanded corten	1xR7S max 20W LED
529	Nero sabbaiato Sanded black	1xE27 max 20W LED

* valore riferito alla sorgente luminosa
value relevant to the light source



ELBA

_Lampada da parete in alluminio, montaggio in aderenza a parete tramite supporto in metallo.

_Aluminum wall lamp, installation surface mount with metal bracket.



536 Bianco sabbato
Sanded white




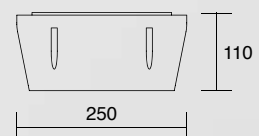
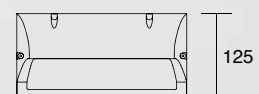
537 Antracite sabbato
Sanded dark gray

finitura
finish vernice epossidica
epoxy varnish

lampada
lamp 1 x E27
max 20W LED
luce diretta
direct lighting

compatibile con lampadine di classe da A a G
compatible with lightbulbs from A to G classes

il dispositivo è privo di lampadina
light bulb not included



CAPRI

_Lampada da parete in alluminio,
montaggio in aderenza a parete tramite
supporto in metallo.

_Aluminum wall lamp, installation surface
mount with metal bracket.



finitura finish	vernice epossidica epoxy varnish
--------------------	-------------------------------------

lampada lamp	1 x GU10 max 20W LED luce diretta direct lighting
-----------------	--

compatibile con lampadine di classe da A a G
compatible with lightbulbs from A to G classes

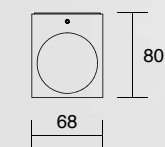

il dispositivo è privo di lampadina
light bulb not included



538 Bianco sabbato
Sanded white



539 Antracite sabbato
Sanded dark gray



ISCHIA

_Lampada da parete in alluminio,
montaggio in aderenza a parete tramite
supporto in metallo.

_Aluminum wall lamp, installation surface
mount with metal bracket.



finitura
finish

vernice epossidica
epoxy varnish

lampada
lamp

2 x GU10
max 20W LED

luce diretta
direct lighting

compatibile con lampadine di classe da A a G
compatible with lightbulbs from A to G classes

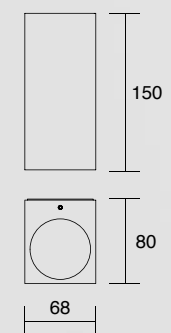
il dispositivo è privo di lampadina
light bulb not included



540 Bianco sabbato
Sanded white



541 Antracite sabbato
Sanded dark gray



PONZA

_Lampada da parete in alluminio,
montaggio in aderenza a parete tramite
supporto in metallo.

_Aluminum wall lamp, installation surface
mount with metal bracket.




finitura finish	vernice epossidica epoxy varnish
--------------------	-------------------------------------

lampada lamp	1 x GU10 max 20W LED luce diretta direct lighting
-----------------	--

compatibile con lampadine di classe da A a G
compatible with lightbulbs from A to G classes

il dispositivo è privo di lampadina
light bulb not included



542 Bianco sabbato
Sanded white



543 Antracite sabbato
Sanded dark gray



PIANOSA

_Lampada da parete in alluminio,
montaggio in aderenza a parete tramite
supporto in metallo.

_Aluminum wall lamp, installation surface
mount with metal bracket.



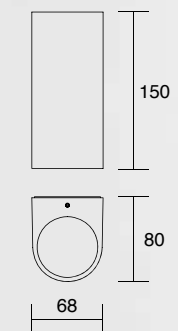
finitura finish	vernice epossidica epoxy varnish
lampada lamp	2 x GU10 max 20W LED luce diretta direct lighting



544 Bianco sabbaiato
Sanded white



545 Antracite sabbaiato
Sanded dark gray





BENACO

_Lampada da soffitto / parete / terra in alluminio, montaggio in aderenza a parete tramite supporto in metallo.

_Aluminum ceiling / wall / floor lamp, surface mount by metal bracket.



549B Bianco sabbato
Sanded white

finitura
finish

vernice epossidica
epoxy varnish



549G Antracite sabbato
Sanded dark gray

lampada
lamp

1 x GU10
max 28W

luce diretta
direct lighting

compatibile con lampadine di classe da A a G
compatible with lightbulbs from A to G classes

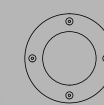
il dispositivo è privo di lampadina
light bulb not included



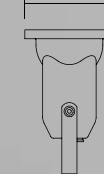
549C Corten sabbato
Sanded corten



549P Picchetto (vedi p. 479)
Spike (see p. 479)



Ø 100



65

170

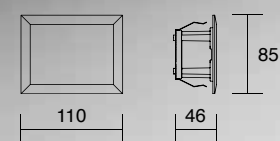




VETRONOTTE

_Lampada da parete in alluminio con schermo in vetro, montaggio in scatola da incasso per pareti in muratura, 3 moduli serie civili 108 x 74 x 53,5 mm.

_Aluminum wall lamp with glass screen, recess mounting in masonry wall, suitable for 3 modules' civil series 108 x 74 x 53,5 mm.



550	3000K
550N	4000K
finitura finish	vernice epossidica, color bianco, finitura sabbata, schermo in vetro molato colore bianco serigrafato sanded white colour, epoxy varnish, white colour printed glass screen with beveled edges
sorgente luminosa light source	LED SMD - EPISTAR 3000K 260lm* 4000K 260lm*
potenza nominale reference power	luce diretta direct lighting 3W
diffusore in vetro molato modulo LED sostituibile - driver incluso beveled glass light diffuser replaceable LED - driver included	
CE	IP65

* valore riferito alla sorgente luminosa
value relevant to the light source





MONNALISA

_Lampada da parete in alluminio con schermo in vetro, montaggio in scatola da incasso per pareti in muratura, 3 moduli serie civili 108 x 74 x 53,5 mm.

_Aluminum wall lamp with glass screen, recess mounting in masonry wall, suitable for 3 modules' civil series 108 x 74 x 53,5 mm.



553

3000K
Bianco sabbato
Sanded white

553N

4000K
Bianco sabbato
Sanded white



551

3000K
Antracite sabbato
Sanded dark gray

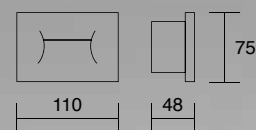
551N

4000K
Antracite sabbato
Sanded dark gray

finitura finish	vernice epossidica epoxy varnish
	LED SMD - EPISTAR
sorgente luminosa light source	3000K 260lm*
	4000K 260lm*
	luce diretta direct lighting
potenza nominale reference power	3W
modulo LED sostituibile - driver incluso replaceable LED - driver included	



* valore riferito alla sorgente luminosa
value relevant to the light source



BRIQUE

_Lampada da parete in alluminio, montaggio in aderenza a parete tramite supporto in metallo.

_Aluminum wall lamp, installation surface mount with metal bracket.



552 3000K
Bianco sabbato
Sanded white




554 3000K
Antracite sabbato
Sanded dark gray

554N 4000K
Antracite sabbato
Sanded dark gray

finitura finish	vernice epossidica epoxy varnish
	LED SMD - EPISTAR
sorgente luminosa light source	3000K 1054lm* 4000K 1054lm*
	luce diretta direct lighting
potenza nominale reference power	12W
	diffusore in PMMA modulo LED sostituibile - driver incluso PMMA light diffuser replaceable LED - driver included
	CE IP65

* valore riferito alla sorgente luminosa
value relevant to the light source





CYKLOPE

_Faretto in alluminio da incasso a pavimento in area ciclo/pedonale. Cornice esterna in acciaio inox Aisi 304 con vetro temprato 8 mm.

_Floor recess aluminum spotlight for cycle/pedestrian area. Outer frame in Aisi 304 stainless steel with 8 mm tempered glass.



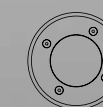
| 570

finitura finish	satinata satin
lampada lamp	1 x GU10 max 28W luce diretta direct lighting

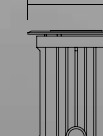
cassaforma in ABS inclusa
ABS formwork included

compatibile con lampadine di classe da A a G
compatible with lightbulbs from A to G classes

il dispositivo è privo di lampadina
light bulb not included



Ø 120



140



PRYSM

_Plafone prismatico in alluminio, montaggio in aderenza tramite supporto in metallo.

_Prismatic aluminum ceiling lamp, surface mount with metal bracket.



577 Bianco sabbiato
Sanded white



578 Antracite sabbiato
Sanded dark gray


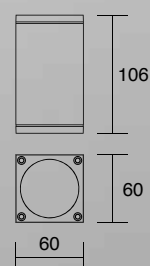
finitura
finish vernice epossidica
epoxy varnish

lampada
lamp 1 x GU10
max 20W
luce diretta
direct lighting

diffusore in vetro satinato
frosted glass light diffuser

compatibile con lampadine di classe da A a G
compatible with lightbulbs from A to G classes

il dispositivo è privo di lampadina
light bulb not included





_Plafone prismatico in alluminio, montaggio in aderenza tramite supporto in metallo.

_Prismatic aluminum ceiling lamp, surface mount with metal bracket.

finitura
finish

vernice epossidica
epoxy varnish

lampada
lamp

1 x GU10
max 20W

luce diretta
direct lighting


diffusore in vetro satinato
frosted glass light diffuser

compatibile con lampadine di classe da A a G
compatible with lightbulbs from A to G classes


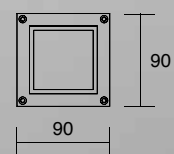

il dispositivo è privo di lampadina
light bulb not included



575 Bianco sabbiato
Sanded white



576 Antracite sabbiato
Sanded dark gray





CYLIN

_Plafone cilindrico in alluminio, montaggio in aderenza tramite supporto in metallo.

_Cylindrical aluminum ceiling lamp, surface mount with metal bracket.



581 Bianco sabbiato
Sanded white



582 Antracite sabbiato
Sanded dark gray

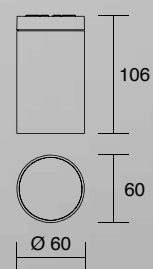
finitura
finish vernice epossidica
epoxy varnish

lampada
lamp 1 x GU10
max 20W
luce diretta
direct lighting

diffusore in vetro satinato
frosted glass light diffuser

compatibile con lampadine di classe da A a G
compatible with lightbulbs from A to G classes

il dispositivo è privo di lampadina
light bulb not included





_Plafone cilindrico in alluminio, montaggio in
aderenza tramite supporto in metallo.

_Cylindrical aluminum ceiling lamp, surface mount
with metal bracket.

finitura
finish vernice epossidica
epoxy varnish

lampada
lamp 1 x GU10
max 20W
luce diretta
direct lighting

diffusore in vetro satinato
frosted glass light diffuser

compatibile con lampadine di classe da A a G
compatible with lightbulbs from A to G classes

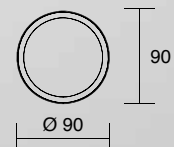
il dispositivo è privo di lampadina
light bulb not included



579 Bianco sabbiato
Sanded white



580 Antracite sabbiato
Sanded dark gray



BAR54

_Lampada da parete in alluminio,
montaggio in aderenza a parete.

_Aluminum wall lamp,
installation surface mount.



583

3000K
Bianco sabbaiato
Sanded white



584

3000K
Antracite sabbaiato
Sanded dark gray



585

3000K
Corten sabbaiato
Sanded corten

583N

4000K
Bianco sabbaiato
Sanded white

584N

4000K
Antracite sabbaiato
Sanded dark gray

585N

4000K
Corten sabbaiato
Sanded corten

finitura
finish

vernice epossidica
epoxy varnish

sorgente luminosa
light source

LED SMD - EDISON

3000K 620lm*


4000K 620lm*

luce diretta
direct lighting


potenza nominale
reference power

12W

modulo LED sostituibile - driver incluso
replaceable LED chip - driver included



* valore riferito alla sorgente luminosa
value relevant to the light source





SECTION

_Lampada da parete in alluminio, montaggio in aderenza a parete.

_Aluminum wall lamp, installation surface mount.



922 Bianco sabbiato
Sanded white



923 Antracite sabbiato
Sanded dark gray



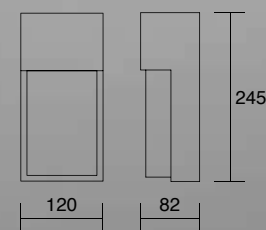
924 Corten sabbiato
Sanded corten


finitura finish	vernice epossidica epoxy varnish
lampada lamp	1 x E27 max 20W LED luce diretta direct lighting

diffusore in PC
PC light diffuser

compatibile con lampadine di classe da A a G
compatible with lightbulbs from A to G classes

il dispositivo è privo di lampadina
light bulb not included





—Lampada da parete in alluminio,
montaggio in aderenza a parete.

—Aluminum wall lamp,
installation surface mount.



586

Bianco sabbato
Sanded white



587

Antracite sabbato
Sanded dark gray



588

Corten sabbato
Sanded corten



finitura
finish

vernice epossidica
epoxy varnish

lampada
lamp

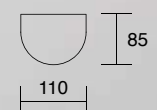
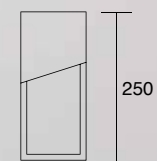

1 x E27
max 20W LED

luce diretta
direct lighting

diffusore in PC
PC light diffuser

compatibile con lampadine di classe da A a G
compatible with lightbulbs from A to G classes

il dispositivo è privo di lampadina
light bulb not included





PRYSM

_Plafone in alluminio, montaggio in aderenza tramite supporto in metallo.

_Aluminum ceiling lamp, surface mount with metal bracket.




930 Bianco sabbato
Sanded white



930G Antracite sabbato
Sanded dark gray



930C Corten sabbato
Sanded corten



930N Nero sabbato
Sanded black

finitura
finish vernice epossidica
epoxy varnish

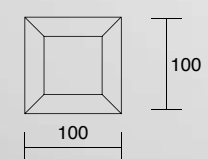
lampada
lamp 1 x GU10
max 50W

luce diretta
Cono luce 60°
direct lighting
60° light cone

diffusore in vetro sabbato
glass diffuser sanded finish

compatibile con lampadine di classe da A a G
compatible with lightbulbs from A to G classes

il dispositivo è privo di lampadina
light bulb not included










LARIO

Lampada da esterno in alluminio pressofuso, montaggio a parete/soffitto/terra tramite supporto in metallo

Aluminum ceiling / wall / floor lamp, surface mount by metal bracket.



art.	finitura finish	sorgente luminosa light source	finitura finish	vernice epossidica epoxy varnish
 593	Bianco sabbaiato Sanded white	3000K 290lm*	lampada lamp	LED COB - BRIDGELUX
593N	Bianco sabbaiato Sanded white	4000K 290lm*		luce diretta direct lighting
 594	Nero sabbaiato Sanded black	3000K 290lm*	potenza nominale reference power 5W	
594N	Nero sabbaiato Sanded black	4000K 290lm*	modulo LED sostituibile. Driver incluso replaceable LED chip. Driver included	
 595	Corten sabbaiato Sanded corten	3000K 290lm*	 	
595N	Corten sabbaiato Sanded corten	4000K 290lm*		



597 Nero sabbaiato Sanded black



597J Nero sabbaiato Sanded black



LARIO GRANDE

Lampada da esterno in alluminio pressofuso, montaggio a parete/soffitto/terra tramite supporto in metallo

Outdoor die-casted aluminum wall/ceiling/floor lamp, surface mount with metal bracket



596B Bianco sabbato
Sanded white



596N Nero sabbato
Sanded black



596C Corten sabbato
Sanded corten


finitura
finish vernice epossidica
epoxy varnish

lampada
lamp 1 x GU10
max 10W

luce diretta
direct lighting

compatibile con lampadine di classe da A a G
compatible with lightbulbs from A to G classes

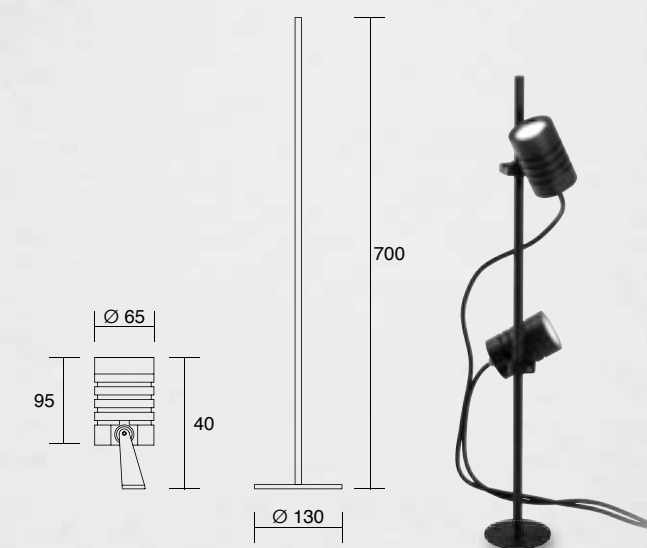
il dispositivo è privo di lampadina
light bulb not included



597 Nero sabbato
Sanded black



597J Nero sabbato
Sanded black



PC / ABS

esterno | outdoor





NELLE PAGINE SEGUENTI, PRESENTIAMO PRODOTTI COSTRUITI IN MATERIALI TERMOPLASTICI CARATTERIZZATI DA UN OTTIMO GRADO DI ROBUSTEZZA E TRASPARENZA, COME L' ABS PER I CORPI ED IL PC TRASPARENTE PER DIFFUSORI E SCHERMI. PER QUESTE QUALITÀ DEI MATERIALI, I PRODOTTI DELLA LINEA E-SEALED SI ADDICONO ALL'INSTALLAZIONE IN AMBIENTI DI MARE ED IN GENERALE IN LUOGHI ESPOSTI ALLE INTEMPERIE. ALCUNI PRODOTTI HANNO LA SORGENTE LUMINOSA INTEGRATA ED ALTRI LASCIANO LA SCELTA DELLA SORGENTE LUMINOSA ALL'UTILIZZATORE FINALE CHE LA SCEGLIERÀ IN BASE ALLE SUE ESIGENZE.

ALCUNI PRODOTTI INCLUDONO ENTRAMBE LE VARIANTI DI COLORE.

IN THE FOLLOWING PAGES, WE INTRODUCE SOME PRODUCTS MADE IN THERMOPLASTIC MATERIALS WITH AN EXCELLENT DEGREE OF STRENGTH AND TRANSPARENCY, SUCH AS ABS FOR THE BODIES AND TRANSPARENT PC FOR DIFFUSERS AND SCREENS. THANKS TO THE QUALITIES OF THEIR MATERIALS, THE PRODUCTS OF THE E-SEALED LINE ARE SUITABLE FOR INSTALLATION IN SEASIDE ENVIRONMENTS AND GENERALLY IN PLACES EXPOSED TO BAD WEATHER. SOME PRODUCTS HAVE AN INTEGRATED LIGHT SOURCE WHILE OTHERS LEAVE THE CHOICE OF LIGHT SOURCE TO THE END USER WHO WILL CHOOSE IT ACCORDING TO HIS NEEDS.

SOME PRODUCTS INCLUDE BOTH COLOR VARIANTS.

E-SEA LED

_Lampada da parete/segnapasso
in PC/ABS, montaggio in aderenza a parete.

_PC/ABS wall/steplight,
installation surface mount.



301 4000K
301W 3000K

finitura
finish le cover di entrambi i
colori sono incluse
both colours' covers
are included

LED SMD - SUNPU


4000K 290lm*

sorgente luminosa
light source 3000K 290lm*

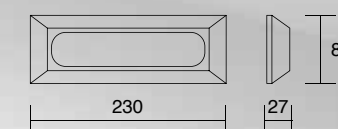
luce diretta
direct lighting

potenza nominale
reference power 4W

modulo LED sostituibile - driver incluso
replaceable LED chip - driver included




* valore riferito alla sorgente luminosa
value relevant to the light source



_Lampada da parete/segnapasso
in PC/ABS, montaggio in aderenza a parete.

_PC/ABS wall/steplight,
installation surface mount.



302
302W

4000K
3000K

finitura
finish

le cover di entrambi i
colori sono incluse
both colours' covers
are included

sorgente luminosa
light source

LED SMD - SUNPU
4000K 115lm*
3000K 115lm*

potenza nominale
reference power

luce diretta
direct lighting

2W

modulo LED sostituibile - driver incluso
replaceable LED chip - driver included




* valore riferito alla sorgente luminosa
value relevant to the light source



Lampada da parete/segnapasso
in PC/ABS, montaggio in aderenza a parete.

PC/ABS wall/steplight,
installation surface mount.



303
303W

4000K
3000K

finitura
finish

le cover di entrambi i
colori sono incluse
both colours' covers
are included

sorgente luminosa
light source


LED SMD - SUNPU
4000K 280lm*
3000K 280lm*

potenza nominale
reference power


luce diretta
direct lighting

4W

modulo LED sostituibile - driver incluso
replaceable LED chip - driver included



* valore riferito alla sorgente luminosa
value relevant to the light source






_Lampada da parete in PC/ABS,
montaggio in aderenza a parete.

_PC/ABS wall lamp, installation surface mount.



304	4000K
304W	3000K
finitura finish	le cover di entrambi i colori sono incluse both colours' covers are included
sorgente luminosa light source	LED SMD - SUNPU 4000K 330lm* 3000K 330lm*
potenza nominale reference power	luce diretta direct lighting 6W
modulo LED sostituibile - driver incluso replaceable LED chip - driver included	

* valore riferito alla sorgente luminosa
value relevant to the light source





_Lampada da parete in PC/ABS,
montaggio in aderenza a parete.

_PC/ABS wall lamp, installation surface mount.



305
305W

4000K

3000K

finitura
finish

le cover di entrambi i
colori sono incluse
both colours' covers
are included

LED SMD - SUNPU

sorgente luminosa
light source

4000K 600lm*

3000K 600lm*

luce diretta
direct lighting

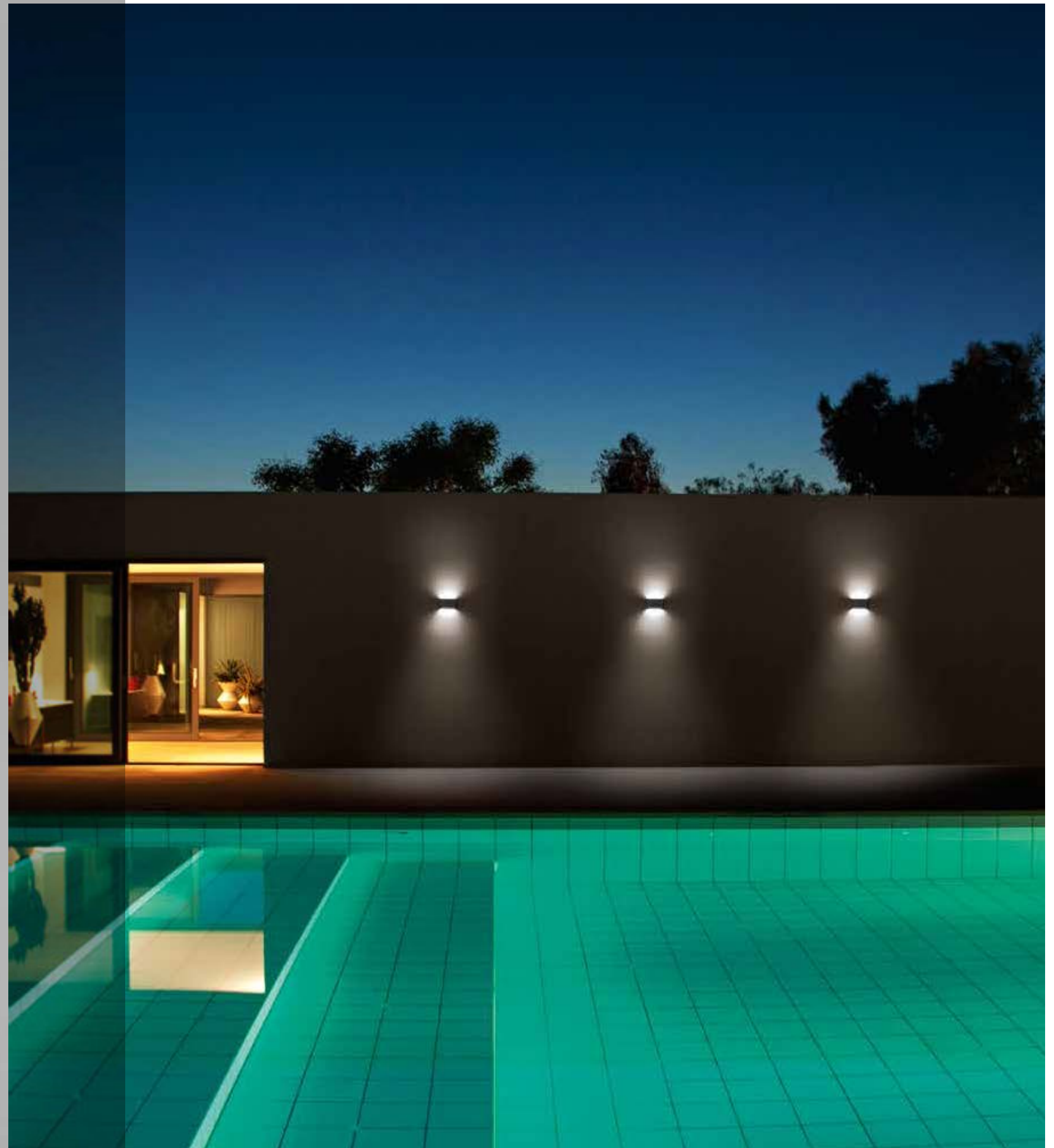
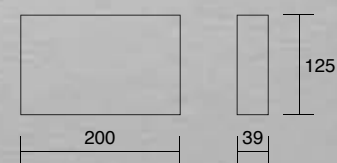
potenza nominale
reference power

12W

modulo LED sostituibile - driver incluso
replaceable LED chip - driver included



* valore riferito alla sorgente luminosa
value relevant to the light source



_Lampada da parete in PC/ABS,
montaggio in aderenza a parete.

_PC/ABS wall lamp, installation surface mount.



307

4000K
Colore bianco
White colour

307W

3000K
Colore bianco
White colour



306

4000K
Colore antracite
Anthracite colour

306W

3000K
Colore antracite
Anthracite colour

	LED SMD - SUNPU
sorgente luminosa light source	4000K 760lm*
	3000K 760lm*
	luce diretta direct lighting
potenza nominale reference power	12W
modulo LED sostituibile - driver incluso replaceable LED chip - driver included	

* valore riferito alla sorgente luminosa
value relevant to the light source





_Lampada da parete in PC/ABS,
montaggio in aderenza a parete.

_PC/ABS wall lamp, installation surface mount.



308 Colore bianco
White colour

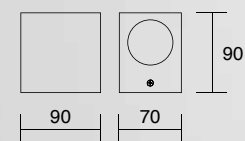
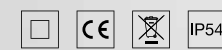


309 Colore antracite
Anthracite colour

lampada lamp 1 x GU10
max 10W

compatibile con lampadine di classe da A a G
compatible with lightbulbs from A to G classes

il dispositivo è privo di lampadina
light bulb not included





_Lampada da parete in PC/ABS,
montaggio in aderenza a parete.

_PC/ABS wall lamp, installation surface mount.



310 Colore bianco
White colour

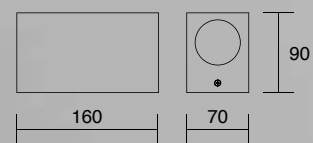




311 Colore antracite
Anthracite colour

lampada 2 x GU10
lamp max 10W

compatibile con lampadine di classe da A a G
compatible with lightbulbs from A to G classes

il dispositivo è privo di lampadina
light bulb not included





_Plafone in PC/ABS, montaggio
in aderenza a superficie

_PC/ABS ceiling lamp, installation
surface mount



318 Colore bianco
White colour



319 Colore antracite
Anthracite colour

lampada
lamp


1 x GU10
max 10W

compatibile con lampadine di classe da A a G
compatible with lightbulbs from A to G classes

il dispositivo è privo di lampadina
light bulb not included



Ø 90




_Lampada da parete in PC/ABS,
montaggio in aderenza a parete

_PC/ABS wall lamp,
installation surface mount



321 Colore bianco
White colour



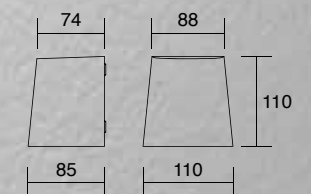
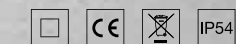
320 Colore antracite
Anthracite colour

lampada
lamp

1 x GU10
max 10W

compatibile con lampadine di classe da A a G
compatible with lightbulbs from A to G classes

il dispositivo è privo di lampadina
light bulb not included





_Lampada da parete in PC/ABS,
montaggio in aderenza a parete.

_PC/ABS wall lamp,
installation surface mount.



323 Colore bianco
White colour




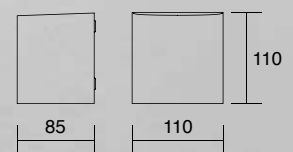
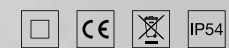
322 Colore antracite
Anthracite colour

lampada
lamp

1 x GU10
max 10W

compatibile con lampadine di classe da A a G
compatible with lightbulbs from A to G classes

il dispositivo è privo di lampadina
light bulb not included





_Lampada da parete in PC/ABS,
montaggio in aderenza a parete.

_PC/ABS wall lamp,
installation surface mount.



325 Colore bianco
White colour


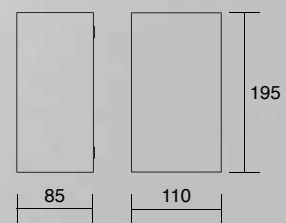



324 Colore antracite
Anthracite colour

lampada
lamp 2 x GU10
max 10W

compatibile con lampadine di classe da A a G
compatible with lightbulbs from A to G classes

il dispositivo è privo di lampadina
light bulb not included






_Lampada da parete in PC/ABS,
montaggio in aderenza a parete.

_PC/ABS wall lamp,
installation surface mount.



327 Colore bianco
White colour

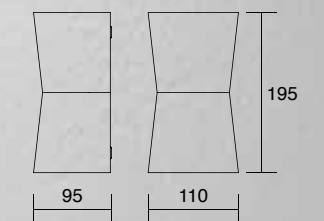



326 Colore antracite
Anthracite colour

lampada lamp 2 x GU10 max 10W

compatibile con lampadine di classe da A a G
compatible with lightbulbs from A to G classes

il dispositivo è privo di lampadina
light bulb not included



_Lampada da parete in PC/ABS,
montaggio in aderenza a parete.

_PC/ABS wall lamp,
installation surface mount.

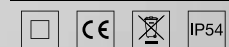


lampada
lamp

1 x GU10
max 10W

compatibile con lampadine di classe da A a G
compatible with lightbulbs from A to G classes

il dispositivo è privo di lampadina
light bulb not included




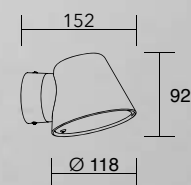
329

Colore bianco
White colour



328

Colore antracite
Anthracite colour



_Lampada da terra in PC/ABS, montaggio in
aderenza a superficie

_PC/ABS floor lamp,
installation surface mount




330 Colore antracite
Anthracite colour

lampada lamp 1 x GU10
max 10W

compatibile con lampadine di classe da A a G
compatible with lightbulbs from A to G classes

il dispositivo è privo di lampadina
light bulb not included



_Lampada da terra in PC/ABS, montaggio in
aderenza a superficie

_PC/ABS floor lamp,
installation surface mount




331 Colore antracite
Anthracite colour

lampada lamp 2 x GU10
max 10W

compatibile con lampadine di classe da A a G
compatible with lightbulbs from A to G classes

il dispositivo è privo di lampadina
light bulb not included






lampada
lamp

1 x GU10
max 10W

compatibile con lampadine di classe da A a G
compatible with lightbulbs from A to G classes

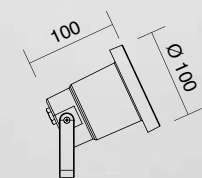
il dispositivo è privo di lampadina
light bulb not included




312 Colore bianco
White colour



313 Colore antracite
Anthracite colour





_Faretto da esterno in PC/ABS

_Outdoor spotlight in PC/ABS



314 Colore bianco
White colour

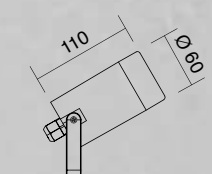



315 Colore antracite
Anthracite colour

lampada
lamp 1 x GU10
max 10W

compatibile con lampadine di classe da A a G
compatible with lightbulbs from A to G classes

il dispositivo è privo di lampadina
light bulb not included



_Faretto da esterno in PC/ABS

_Outdoor spotlight in PC/ABS



316 Colore bianco
White colour

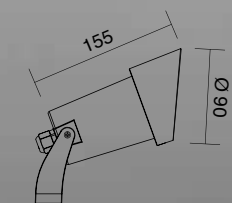
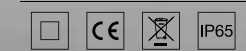


317 Colore antracite
Anthracite colour

lampada lamp 1 x GU10 max 10W

compatibile con lampadine di classe da A a G
compatible with lightbulbs from A to G classes

il dispositivo è privo di lampadina
light bulb not included



Cassaforma | Formwork**Informazioni tecniche | Technical information**

Cassaforma in acciaio zincato mm 0,8
Formwork in mm 0,8 galvanized steel



art. **842CF** Cassaforma compatibile con articolo **842**
Formwork suitable for item **842**

Dimensioni / Dimensions:
mm 316 x 265 x 108

art. **842**

art. **843CF** Cassaforma compatibile con articolo **843**
Formwork suitable for item **843**

Dimensioni / Dimensions:
mm 376 x 175 x 93

art. **843**

art. **844CF** Cassaforma compatibile con articolo **844**
Formwork suitable for item **844**

Dimensioni / Dimensions:
mm 376 x 315 x 94

art. **844**

art. **845CF** Cassaforma compatibile con articolo **845**
Formwork suitable for item **845**

Dimensioni / Dimensions:
mm 231 x 320 x 108

art. **845**

art. **800CF** Cassaforma compatibile con articoli **803/804/805**
Formwork suitable for items **803/804/805**

Dimensioni / Dimensions:
mm 130 x 130 x 125

art. **803**art. **804**art. **805**

art. **801CF** Cassaforma compatibile con articolo **801**
Formwork suitable for item **801**

Dimensioni / Dimensions:
mm 110 x 110 x 95

art. **801**

art. **802CF** Cassaforma compatibile con articolo **802**
Formwork suitable for item **802**

Dimensioni / Dimensions:
mm 110 x 110 x 95

art. **802**

art. **822CF** Cassaforma compatibile con articolo **822**
Formwork suitable for item **822**

Dimensioni / Dimensions:
mm 155 x 114 x 65



art. **823CF** Cassaforma compatibile con articolo **823**
Formwork suitable for item **823**

Dimensioni / Dimensions:
mm 190 x 95 x 65

art. **823****Anelli e diffusore | Rings and diffuser**

art. **800** Anello in metallo
Metal ring

art. **800/35** Ø 35 mmart. **800/50** Ø 50 mm

art. **800P** Anello in acrilico trasparente 50 mm
Transparent acrylic ring 50 mm



art. **805V** Diffusore per art. **805**
Vetro satinato
Diffuser for item **805**
Frosted glass

**Picchetto | Spike**

art. **549P** Picchetto compatibile con articoli:
Spike suitable for items:
312 / 313 / 314 / 315 / 316 / 317
549B / 549G / 549C / 589 / 589N

**Paletto e giunto | Stake and joint**

art. **597** Paletto compatibile con articoli:
Stake suitable for items:
593 / 539N / 594 / 594N / 595 / 595N /
596 B / 596 N / 596 C



art. **597J** Giunto per montaggio
Joint for assembly





Significa che l'apparecchio è destinato allo smaltimento separato rispetto ai rifiuti comuni.

Warns the final user that the appliance needs a separate disposal from common waste.



Attesta la conformità del prodotto alle disposizioni delle direttive comunitarie.

It states the conformity of the product to the EU directives.



International Protection, attesta il grado di protezione contro la penetrazione di solidi e liquidi.

International Protection, states the degree of protection against solid and liquid matter.



Prodotto protetto contro corpi solidi di dimensioni superiori a 12mm e contro l'accesso con un dito; nessuna protezione contro l'acqua.

Product protected against solid objects larger than 12 mm and against the access with a finger; no protection against water.



Prodotto protetto contro la polvere (e contro l'accesso con un filo) e protetto contro gli spruzzi d'acqua.

Product protected against dust (and against access with a wire) and protected against water splashes.



Prodotto a tenuta di polvere e protetto da getti d'acqua.

Dust-tight product and protected against water jets.



Apparecchio in classe seconda, con doppio isolamento senza bisogno di messa a terra.

Product in second class, with double insulation; does not require the ground connection.



Apparecchio in classe terza, a bassissima tensione di sicurezza SELV (Safety Extra-Low Voltage).

Product in third class, with extra-low voltage safety SELV (Safety Extra-Low Voltage).

In assenza di loghi che indichino la classe di isolamento elencati sopra, l'apparecchio è considerato in classe prima ed ha la necessità di un connettore di messa a terra a protezione delle parti che potrebbero andare intensione in caso di un guasto all'isolamento.

/ In absence of the insulating logos listed above, the product is considered in the first class and requires a ground connection to protect parts that could become live due to an insulation failure.



L'apparecchio deve essere installato alla distanza minima indicata (2 m) rispetto ad oggetti e superfici.

The product must be installed at the stated minimum distance (2 m) with respect to objects and surfaces.



L'apparecchio deve essere installato alla distanza minima indicata (1,5 m) rispetto ad oggetti e superfici.

The product must be installed at the stated minimum distance (1,5 m) with respect to objects and surfaces.



Apparecchio che può montare lampade prive del vetro di protezione.

Device whose light source can be mounted without protection glass.



Foro d'installazione quadrangolare.

Quadrangular installation hole.



Foro d'installazione circolare.

Round installation hole.



Bianco tinteggiabile.

Paintable white.

1. Spedizioni

La merce viaggia a totale rischio del committente. Affralux / ISYLUCE non si assume responsabilità nel caso si verificassero furti, danni o manomissioni durante il trasporto. Ogni contestazione relativa al numero ed allo stato dei colli consegnati non sarà accettata se non elevata direttamente all'ultimo corriere contestualmente alla consegna della merce; la constestazione deve essere informata scritta sulla documentazione/dispositivo elettronico di consegna del corriere ed accompagnata da ulteriore successivo reclamo scritto dettagliato fatto al trasportatore entro 8 giorni dalla consegna. Non saranno ritenute valide, generiche contestazioni, scritte su ns. DDT, tramite l'apposizione della dicitura "CON RISERVA DI CONTROLLO". La riserva deve essere manifestata per iscritto sul bollettino o sul PAD del corriere ed in seguito trasmessa in forma dettagliata sia all'ultimo corriere che ad Affralux / ISYLUCE.

2. Consegne

I termini di consegna hanno carattere puramente indicativo e calcolati salvo imprevisti o cause di forza maggiore. Eventuali ritardi non danno diritto ad indennizzi o risarcimenti diretti.

3. Resi

Non si accettano resi senza precedente richiesta scritta ed una successiva autorizzazione da parte di Affralux / ISYLUCE. Una volta ricevuta autorizzazione al reso da parte nostra, per avviare la pratica di restituzione, il Cliente dovrà trasmettere copia del DDT relativo al reso stesso, con causale ben specificata. In mancanza della copia del DDT non verrà attivata la procedura di reso. Le modalità di restituzione della merce varieranno in funzione della natura della richiesta di reso. Qualsiasi invio di materiale senza nostra autorizzazione sarà respinto.

4. Prodotti

Affralux / ISYLUCE si riserva di variare in qualsiasi momento le caratteristiche dei prodotti senza preavviso.

1. Shipping

The goods travel at the total risk of the customer. Affralux / ISYLUCE assumes no responsibility for any theft, damage or tampering during transport. Any dispute regarding the number and status of packages delivered will not be accepted if not raised directly to the last courier together with the delivery of the goods; the claim must be executed in writing on the documentation / electronic delivery device of the courier and accompanied by further subsequent detailed complaint made to the carrier within 8 days of delivery. Generic claims, will not be considered valid if written on our delivery bill, by mentioning the wording "WITH RESERVE OF CONTROL". The reserve must be expressed in writing on the bulletin or on the PAD of the courier and then transmitted in detail to both the last courier and to Affralux / ISYLUCE.

2. Deliveries

The delivery terms are purely indicative and calculated without considering unforeseen circumstances or force majeure. Any delays do not give the right to any kind of reimbursement or direct compensation.

3. Returns

We do not accept returns without previous written request and subsequent authorization by Affralux / ISYLUCE. Upon receiving the return authorization from us, to initiate the return procedure, the Customer must send a copy of the delivery bill related to the return itself, with a well-specified reason. In the absence of a copy of the delivery bill, the return procedure will not be activated. The methods for returning the goods will vary depending on the nature of the return request. Any sending of material without our authorization will be rejected.

4. Products

Affralux / ISYLUCE reserves the right to change the characteristics of the products at any time without notice.

AFFRALUX s.r.l.

Sede legale ed operativa | Operational Headquarter:

Via dei Ponticelli, 115
25014 Castenedolo
Brescia - Italy

T +39 030 963 150
F +39 030 996 93 20

info@affralux.com - affralux.com
info@isyluce.com - isyluce.com

Il Marchio commerciale ISYLUCE
è proprietà dell'azienda AFFRALUX s.r.l.
The trade mark ISYLUCE
is property of AFFRALUX s.r.l.

graphic artwork
& photo editing
Ditre.com

photo
Quasarfoto.com
Gianfranco Ferri
Archivio Affralux

printed in Italy
July 2023

Il presente catalogo è proprietà dell'azienda AFFRALUX s.r.l.
È vietata la riproduzione, la copia anche parziale e la
diffusione di questo documento attraverso qualsiasi mezzo
(telematico, fotocopia o altro) senza permesso scritto del
proprietario.

AFFRALUX s.r.l. si riserva in ogni momento di apportare
migliorie agli articoli, tenendo invariate le caratteristiche
principali dei prodotti. I colori riprodotti su questo catalogo
sono a solo scopo indicativo.

This catalogue is property of AFFRALUX s.r.l.
No part of this document may be reproduced or transmitted in
any form, by any means (electronic, photocopying, recording
or otherwise) without the prior written permission of the owner.

AFFRALUX s.r.l. reserves the right at any time to make
amendments to its products in order to improve the quality, but
keeping unchanged the basic functions and characteristics of
its products. All colours of the objects shown in this catalogue
are just for reference and may differ from the real colours.

affralux.com

isyluce.com